

Dolby On & Live Streaming

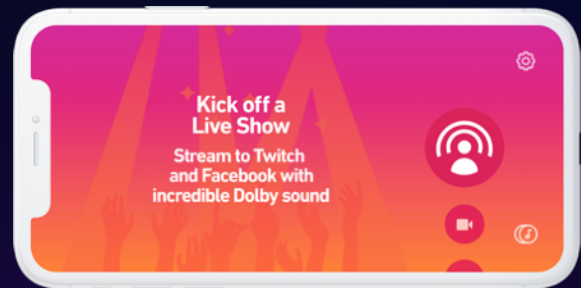
Dolby On is an app which easily records and live streams audio and video with superior Dolby sound quality using just your phone, letting you capture the moment when it strikes with unmatched simplicity.

There has never been a better time to get into live streaming, and Dolby On lets you go live right from the app without having to buy and manage complex A/V setups. With Dolby On's live streaming feature you can be sharing out to Twitch or Facebook Live with just the press of a button.

How to use

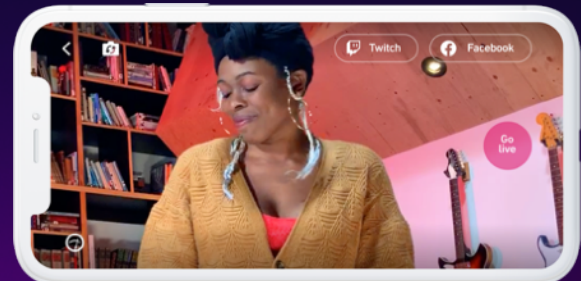
Get the App & Explore

- Get it for free by searching the app store or downloading [here](#)
- Swipe to find the live stream button
- Ensure you're connected to WiFi.*



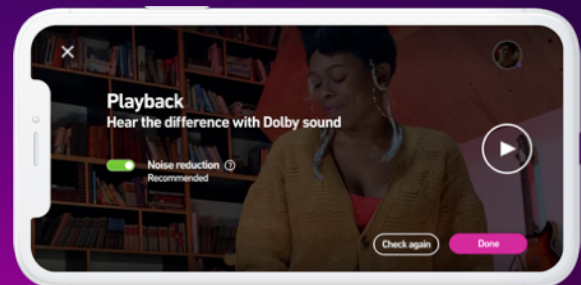
Link Up

- Connect your streaming account(s).
- NOTE: you can only stream to one destination at a time.
- (Optional) Modify your stream options:
 - *Twitch: double check your connected server
 - *Facebook: choose your audience



Soundcheck

- Frame your shot by setting up your phone or tablet, and ensure your space is lit properly.
- Check your levels and keep an eye on the noise meter: if you're in the red, reduce your volume or move the phone further away to avoid clipping.



Go Live

- Hit the record button to start live streaming to your destination of choice

PRO TIP: Make sure you have your Facebook or Twitch feeds available nearby on a separate device so you can view feedback and engage with your viewers in real time



*While live streaming will work from a good cell data signal, we definitely recommend a strong WiFi connection for best results.