



FFWD

TECHNICAL SPECIFICATIONS

CONTENT

QUICK LINKS

[RAW55](#)

[RAW44](#)

[RAW33](#)

[RYOT77 DT240](#)

[RYOT77 FFWD](#)

[RYOT55 DT240](#)

[RYOT55 FFWD](#)

[RYOT44 DT240](#)

[RYOT44 FFWD](#)

[RYOT33 DT240](#)

[RYOT33 FFWD](#)

[TYRO DISC BRAKE](#)

[TYRO RIM BRAKE](#)

[TYRO TUBULAR RIM BRAKE](#)

[OUTRIDE](#)

[F6R](#)

[F4R](#)

[DRIFT DT240](#)

[DRIFT FFWD](#)

[OUTLAW DT240](#)

[OUTLAW FFWD](#)

[DISC-T LION](#)

[RYOT77 TRACK](#)

FFWD RAW55 SPECSHEET

CERAMICSPEED BEARINGS

Disc Brake Compatible	Yes
Rim Brake Compatible	No
Innertube Compatible	Yes
Tubeless Compatible	Yes
Tubular Compatible	No
Hub Type	FFWD CS²*
Campa Option	Yes
Shimano Option	Yes
XDR Option	Yes
Microspline Option	Yes
Campa N3W Option	Yes
Axle Dimensions	Front 12x100 / Rear 12x142
Disc Rotor Interface	Centerlock
Bearing Type	Cartridge; CeramicSpeed
Bearing Usage	Front 2x 6903-2RS Rear 2x 15267-2RS Freehub 2x 6802-2RS

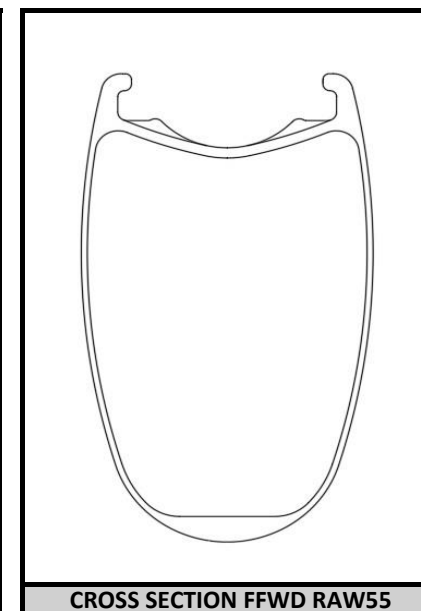
CARBON SPOKES

Rimtype	Full Carbon Clincher
ETRTO	21 - 622
Rim Depth	55mm
Rim Internal Width	23mm
Rim External Width	31mm
Min. Valve Length	70mm
Min. Tyre Size	23mm
Max. Tyre Size	42mm
Max. Tyre Pressure **	8,3Bar / 120PSI
Max. Rider Weight	120kg / 265lbs
Weight ***	Front 660 gram Rear 800 gram Set 1460 gram
Aeroshape	Yes, LAW TECH
Rimtape	Tubeless tape; 27mm

LAW TECH AERO PROFILE

Spoke type	Front NDS Carbon bladed
	Front DS Carbon bladed
Spoke style	Rear NDS Carbon bladed
	Rear DS Carbon bladed
Nipple type	Straightpull
	HEX 5.5mm
Spoke Count	Front 21 / Rear 21
Spoke length (front)	NDS 267,5mm (14x)
	DS 252mm (7x)
Spoke length (rear)	NDS 266,5mm (14x)
	DS 250mm (7x)
Spoke Pattern	Front NDS 3 Cross
	Front DS Radial
Spoke Tension	Rear NDS Radial
	Rear DS 3 Cross
Color Options	Front 1100N
	Rear 1200N
	Matt / Glossy

TUBELESS READY



- What's in the box:**
- Wheelset
 - Pre-installed tubeless tape
 - Pair of alloy tubeless valves
 - Tubeless installation instructions
 - High quality padded wheelbag

* FFWD CS² stands for Carbon Spokes Ceramic Speed

** Max. tires pressure is based on structural integrity of the rim. Always keep in mind the max. pressure of the tire.

*** Weights may differ +/- 5% (due to handbuilding process of rims)

RAW44

FFWD RAW44 SPECSHEET

CERAMICSPEED BEARINGS

Disc Brake Compatible	Yes
Rim Brake Compatible	No
Innertube Compatible	Yes
Tubeless Compatible	Yes
Tubular Compatible	No
Hub Type	FFWD CS² *
Campa Option	Yes
Shimano Option	Yes
XDR Option	Yes
Microspline Option	Yes
Campa N3W Option	Yes
Axle Dimensions	Front 12x100 / Rear 12x142
Disc Rotor Interface	Centerlock
Bearing Type	Cartridge; CeramicSpeed
Bearing Usage	Front 2x 6903-2RS Rear 2x 15267-2RS Freehub 2x 6802-2RS

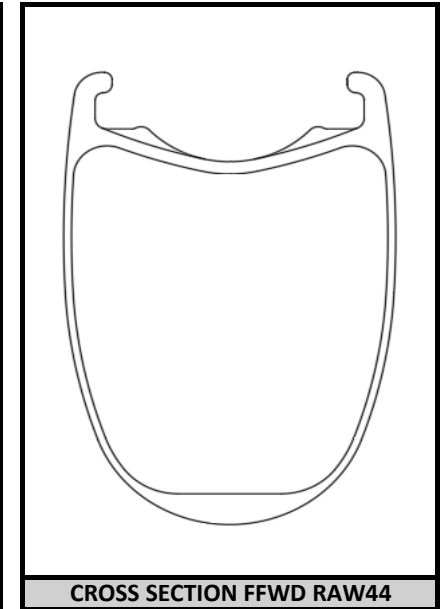
CARBON SPOKES

Rimtype	Full Carbon Clincher
ETRTO	21 - 622
Rim Depth	44mm
Rim Internal Width	23mm
Rim External Width	30mm
Min. Valve Lenght	60mm
Min. Tyre Size	23mm
Max. Tyre Size	42mm
Max. Tyre Pressure **	8,3Bar / 120PSI
Max. Rider Weight	120kg / 265lbs
Weight ***	Front 630 gram Rear 765 gram Set 1395 gram
Aeroshape	Yes, LAW TECH
Rimtape	Tubeless tape; 27mm

LAW TECH AERO PROFILE

Spoke type	Front NDS Carbon bladed Front DS Carbon bladed Rear NDS Carbon bladed Rear DS Carbon bladed
Spoke style	Straightpull
Nipple type	HEX 5.5mm
Spoke Count	Front 21 / Rear 21
Spoke lenght (front)	NDS 278mm (14x) DS 263mm (7x)
Spoke lenght (rear)	NDS 261mm (7x) DS 277mm (14x)
Spoke Patern	Front NDS 3 Cross Front DS Radial Rear NDS Radial Rear DS 3 Cross
Spoke Tension	Front 1100N Rear 1200N
Color Options	Matt / Glossy

TUBELESS READY



What's in the box:

- Wheelset
- Pre-installed tubeless tape
- Pair of alloy tubeless valves
- Tubeless installation instructions
- High quality padded wheelbag

* FFWD CS² stands for Carbon Spokes Ceramic Speed

** Max. tires pressure is based on structural integrity of the rim. Always keep in mind the max. pressure of the tire.

*** Weights may differ +/- 5% (due to handbuilding process of rims)

FFWD RAW33 SPECSHEET

CERAMICSPEED BEARINGS

Disc Brake Compatible	Yes
Rim Brake Compatible	No
Innertube Compatible	Yes
Tubeless Compatible	Yes
Tubular Compatible	No
Hub Type	FFWD CS ² *
Campa Option	Yes
Shimano Option	Yes
XDR Option	Yes
Microspline Option	Yes
Campa N3W Option	Yes
Axle Dimensions	Front 12x100 / Rear 12x142
Disc Rotor Interface	Centerlock
Bearing Type	Cartridge; CeramicSpeed
Bearing Usage	Front 2x 6903-2RS Rear 2x 15267-2RS Freehub 2x 6802-2RS

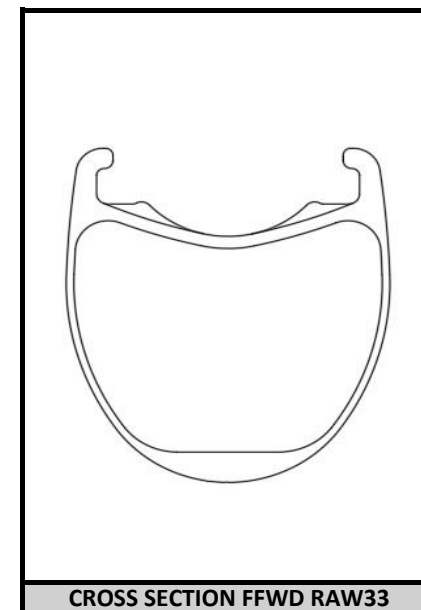
CARBON SPOKES

Rimtype	Full Carbon Clincher
ETRTO	21 - 622
Rim Depth	33mm
Rim Internal Width	21mm
Rim External Width	30mm
Min. Valve Length	50mm
Min. Tyre Size	23mm
Max. Tyre Size	42mm
Max. Tyre Pressure **	8,3Bar / 120PSI
Max. Rider Weight	120kg / 265lbs
Weight ***	Front 610 gram Rear 740 gram Set 1350 gram
Aeroshape	Yes, LAW TECH
Rimtape	Tubeless tape; 27mm

LAW TECH AERO PROFILE

Spoke type	Front NDS Carbon bladed Front DS Carbon bladed Rear NDS Carbon bladed Rear DS Carbon bladed
Spoke style	Straightpull
Nipple type	HEX 5.5mm
Spoke Count	Front 21 / Rear 21
Spoke length (front)	NDS 289mm (14x) DS 274mm (7x)
Spoke length (rear)	NDS 272mm (7x) DS 288mm (14x)
Spoke Pattern	Front NDS 3 Cross Front DS Radial Rear NDS Radial Rear DS 3 Cross
Spoke Tension	Front 1100N Rear 1200N
Color Options	Matt / Glossy

TUBELESS READY



What's in the box:

- Wheelset
- Pre-installed tubeless tape
- Pair of alloy tubeless valves
- Tubeless installation instructions
- High quality padded wheelbag

* FFWD CS² stands for Carbon Spokes Ceramic Speed

** Max. tires pressure is based on structural integrity of the rim. Always keep in mind the max. pressure of the tire.

*** Weights may differ +/- 5% (due to handbuilding process of rims)

RYOT77 DT240

FFWD RYOT77 SPEC SHEET

DT240 EXP

ULTIMATE SPEED WEAPON

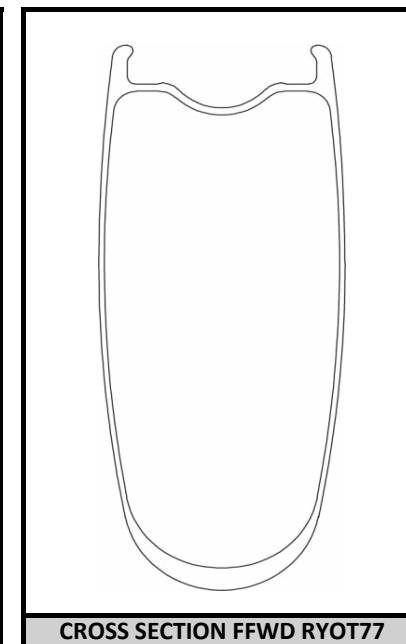
LAW TECH AERO PROFILE

TUBELESS READY

Disc Brake Compatible	Yes
Rim Brake Compatible	No
Innertube Compatible	Yes
Tubeless Compatible	Yes
Tubular Compatible	No
Hub Type	DT Swiss 240 EXP (2:1)
Campa Option	Yes
Shimano Option	Yes
XDR Option	Yes
Microspline Option	Yes
Axle Dimensions	Front 12x100 / Rear 12x142
Disc Rotor Interface	Centerlock
Bearing Type	Cartridge; Stainless steel
Bearing Usage	Front 2x 26157-2RS Rear DS 1x 26157-2RS Rear NDS 1x 26157-2RS Freehub 2x 6802-2RS

Rimtype	Full Carbon Clincher
ETRTO	23 - 622
Rim Depth	77mm
Rim Internal Width	23mm
Rim External Width	31mm
Min. Valve Length	90mm
Min. Tyre Size	25mm
Max. Tyre Size	42mm
Max. Tyre Pressure*	7,6Bar / 110PSI
Max. Rider Weight	120kg / 265lbs
Weight**	Front 830 gram Rear 940 gram Set 1770 gram
Aeroshape	Yes, LAW TECH
Rimtape	Tubeless tape; 27mm

Spoke type	Front NDS Sapim CX Ray Front DS Sapim CX Ray Rear NDS Sapim CX Sprint Rear DS Sapim CX Sprint
Spoke style	Straightpull
Nipple type	DT Pro Lock Brass 15mm
Spoke Count	Front 24 / Rear 24
Spoke length (front)	NDS 244mm (16x) DS 242mm (8x)
Spoke length (rear)	NDS 244mm (8x) DS 242mm (16x)
Spoke Pattern	Front NDS 3 Cross Front DS 1 Cross Rear NDS 1 Cross Rear DS 3 Cross
Spoke Tension	Front NDS 1100N Rear DS 1100N
Color Options	BLACK



- What's in the box:**
- Wheelset
 - Pre-installed tubeless tape
 - Pair of alloy tubeless valves
 - Tubeless installation instructions
 - High quality padded wheelbag

* Max. tires pressure is based on structural integrity of the rim. Always keep in mind the max. pressure of the tire.

** Weights may differ +/- 3% (due to handbuilding process of rims)

RYOT77 FFWD

FFWD RYOT77 SPEC SHEET

FFWD N/GAGE

ULTIMATE SPEED WEAPON

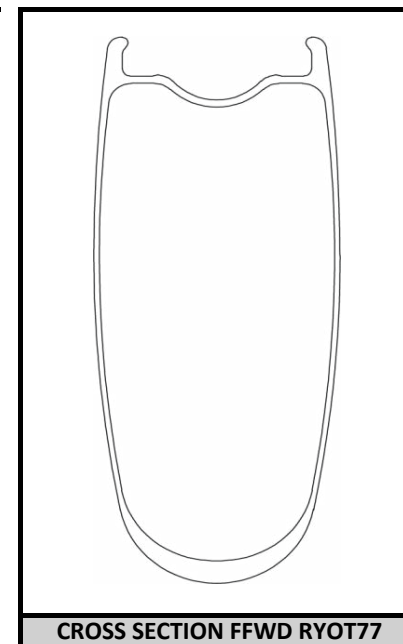
LAW TECH AERO PROFILE

TUBELESS READY

Disc Brake Compatible	Yes
Rim Brake Compatible	No
Innertube Compatible	Yes
Tubeless Compatible	Yes
Tubular Compatible	No
Hub Type	FFWD N/GAGE (2:1)
Campa Option	Yes
Shimano Option	Yes
XDR Option	Yes
Microspline Option	Yes
Axle Dimensions	Front 12x100 / Rear 12x142
Disc Rotor Interface	Centerlock
Bearing Type	Cartridge; steel
Bearing Usage	Front 2x 26157-2RS Rear DS 1x 6902-2RS Rear NDS 1x 26157-2RS Freehub 2x 6802-2RS

Rimtype	Full Carbon Clincher
ETRTO	23 - 622
Rim Depth	77mm
Rim Internal Width	23mm
Rim External Width	31mm
Min. Valve Length	90mm
Min. Tyre Size	25mm
Max. Tyre Size	42mm
Max. Tyre Pressure*	7,6Bar / 110PSI
Max. Rider Weight	120kg / 265lbs
Weight**	Front 850 gram Rear 990 gram Set 1840 gram
Aeroshape	Yes, LAW TECH
Rimtape	Tubeless tape; 27mm

Spoke type	Front NDS Sapim CX Ray Front DS Sapim CX Ray Rear NDS Sapim CX Sprint Rear DS Sapim CX Sprint
Spoke style	Straightpull
Nipple type	DT Pro Lock Brass 15mm
Spoke Count	Front 24 / Rear 24
Spoke length (front)	NDS 244mm (16x) DS 240mm (8x)
Spoke length (rear)	NDS 240mm (8x) DS 244mm (16x)
Spoke Pattern	Front NDS 3 Cross Front DS 1 Cross Rear NDS 1 Cross Rear DS 3 Cross
Spoke Tension	Front NDS 1100N Rear DS 1100N
Color Options	BLACK



- What's in the box:**
- Wheelset
 - Pre-installed tubeless tape
 - Pair of alloy tubeless valves
 - Tubeless installation instructions
 - High quality padded wheelbag

* Max. tires pressure is based on structural integrity of the rim. Always keep in mind the max. pressure of the tire.

** Weights may differ +/- 3% (due to handbuilding process of rims)

RYOT55 DT240

FFWD RYOT55 SPECSHEET

DT240 EXP

Disc Brake Compatible	Yes
Rim Brake Compatible	No
Innertube Compatible	Yes
Tubeless Compatible	Yes
Tubular Compatible	No
Hub Type	DT Swiss 240 EXP (2:1)
Campa Option	Yes
Shimano Option	Yes
XDR Option	Yes
Microspline Option	Yes
Axle Dimensions	Front 12x100 / Rear 12x142
Disc Rotor Interface	Centerlock
Bearing Type	Cartridge; Stainless steel
Bearing Usage	Front 2x 26157-2RS Rear DS 1x 26157-2RS Rear NDS 1x 26157-2RS Freehub 2x 6802-2RS

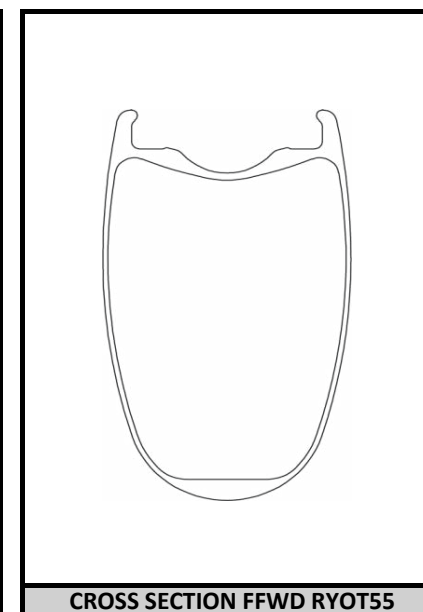
ULTIMATE SPEED WEAPON

Rimtype	Full Carbon Clincher
ETRTO	23 - 622
Rim Depth	55mm
Rim Internal Width	23mm
Rim External Width	31mm
Min. Valve Length	70mm
Min. Tyre Size	25mm
Max. Tyre Size	42mm
Max. Tyre Pressure*	7,6Bar / 110PSI
Max. Rider Weight	120kg / 265lbs
Weight**	Front 700 gram Rear 810 gram Set 1510 gram
Aeroshape	Yes, LAW TECH
Rimtape	Tubeless tape; 27mm

LAW TECH AERO PROFILE

Spoke type	Front NDS Sapim CX Ray Front DS Sapim CX Ray Rear NDS Sapim CX Sprint Rear DS Sapim CX Sprint
Spoke style	Straightpull
Nipple type	DT Pro Lock Brass 15mm
Spoke Count	Front 24 / Rear 24
Spoke length (front)	NDS 266mm (16x) DS 264mm (8x)
Spoke length (rear)	NDS 266mm (8x) DS 264mm (16x)
Spoke Pattern	Front NDS 3 Cross Front DS 1 Cross Rear NDS 1 Cross Rear DS 3 Cross
Spoke Tension	Front NDS 1100N Rear DS 1100N
Color Options	BLACK

TUBELESS READY



- What's in the box:**
- Wheelset
 - Pre-installed tubeless tape
 - Pair of alloy tubeless valves
 - Tubeless installation instructions
 - High quality padded wheelbag

* Max. tires pressure is based on structural integrity of the rim. Always keep in mind the max. pressure of the tire.

** Weights may differ +/- 3% (due to handbuilding process of rims)

RYOT55 FFWD

FFWD RYOT55 SPECSHEET

FFWD N/GAGE

Disc Brake Compatible	Yes
Rim Brake Compatible	No
Innertube Compatible	Yes
Tubeless Compatible	Yes
Tubular Compatible	No
Hub Type	FFWD N/GAGE (2:1)
Campa Option	Yes
Shimano Option	Yes
XDR Option	Yes
Microspline Option	Yes
Axle Dimensions	Front 12x100 / Rear 12x142
Disc Rotor Interface	Centerlock
Bearing Type	Cartridge; Steel
Bearing Usage	Front 2x 26157-2RS Rear DS 1x 6902-2RS Rear NDS 1x 26157-2RS Freehub 2x 6802-2RS

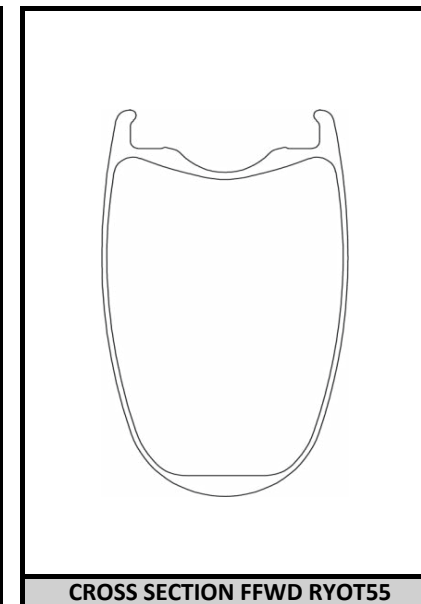
ULTIMATE SPEED WEAPON

Rimtype	Full Carbon Clincher
ETRTO	23 - 622
Rim Depth	55mm
Rim Internal Width	23mm
Rim External Width	31mm
Min. Valve Length	70mm
Min. Tyre Size	25mm
Max. Tyre Size	42mm
Max. Tyre Pressure*	7,6Bar / 110PSI
Max. Rider Weight	120kg / 265lbs
Weight**	Front 720 gram Rear 860 gram Set 1580 gram
Aeroshape	Yes, LAW TECH
Rimtape	Tubeless tape; 27mm

LAW TECH AERO PROFILE

Spoke type	Front NDS Sapim CX Ray Front DS Sapim CX Ray Rear NDS Sapim CX Sprint Rear DS Sapim CX Sprint
Spoke style	Straightpull
Nipple type	DT Pro Lock Brass 15mm
Spoke Count	Front 24 / Rear 24
Spoke length (front)	NDS 266mm (16x) DS 262mm (8x)
Spoke length (rear)	NDS 262mm (8x) DS 266mm (16x)
Spoke Pattern	Front NDS 3 Cross Front DS 1 Cross Rear NDS 1 Cross Rear DS 3 Cross
Spoke Tension	Front NDS 1100N Rear DS 1100N
Color Options	BLACK

TUBELESS READY



What's in the box:

- Wheelset
- Pre-installed tubeless tape
- Pair of alloy tubeless valves
- Tubeless installation instructions
- High quality padded wheelbag

* Max. tires pressure is based on structural integrity of the rim. Always keep in mind the max. pressure of the tire.

** Weights may differ +/- 3% (due to handbuilding process of rims)

January 2025

RYOT44 DT240

FFWD RYOT44 SPECSHEET

DT240 EXP

Disc Brake Compatible	Yes
Rim Brake Compatible	No
Innertube Compatible	Yes
Tubeless Compatible	Yes
Tubular Compatible	No
Hub Type	DT Swiss 240 EXP (2:1)
Campa Option	Yes
Shimano Option	Yes
XDR Option	Yes
Microspline Option	Yes
Axle Dimensions	Front 12x100 / Rear 12x142
Disc Rotor Interface	Centerlock
Bearing Type	Cartridge; Stainless steel
Bearing Usage	Front 2x 26157-2RS Rear DS 1x 26157-2RS Rear NDS 1x 26157-2RS Freehub 2x 6802-2RS

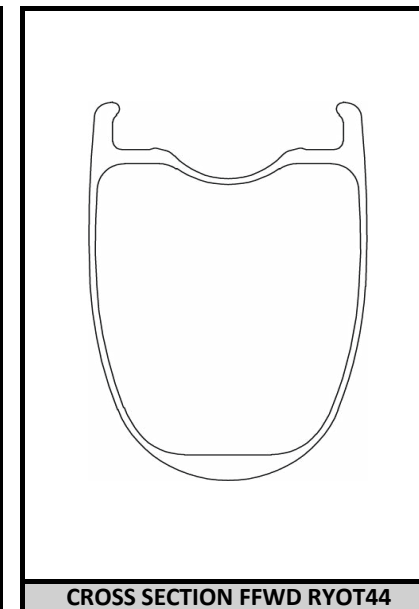
ULTIMATE ALLROUND

Rimtype	Full Carbon Clincher
ETRTO	23 - 622
Rim Depth	44mm
Rim Internal Width	23mm
Rim External Width	30mm
Min. Valve Length	60mm
Min. Tyre Size	25mm
Max. Tyre Size	42mm
Max. Tyre Pressure*	7,6Bar / 110PSI
Max. Rider Weight	120kg / 265lbs
Weight**	Front 675 gram Rear 785 gram Set 1465 gram
Aeroshape	Yes, LAW TECH
Rimtape	Tubeless tape; 27mm

LAW TECH AERO PROFILE

Spoke type	Front NDS Sapim CX Ray Front DS Sapim CX Ray Rear NDS Sapim CX Sprint Rear DS Sapim CX Sprint
Spoke style	Straightpull
Nipple type	DT Pro Lock Brass 15mm
Spoke Count	Front 24 / Rear 24
Spoke length (front)	NDS 278mm (16x) DS 276mm (8x)
Spoke length (rear)	NDS 278mm (8x) DS 276mm (16x)
Spoke Pattern	Front NDS 3 Cross Front DS 1 Cross Rear NDS 1 Cross Rear DS 3 Cross
Spoke Tension	Front NDS 1100N Rear DS 1100N
Color Options	BLACK

TUBELESS READY



What's in the box:
→ Wheelset
→ Pre-installed tubeless tape
→ Pair of alloy tubeless valves
→ Tubeless installation instructions
→ High quality padded wheelbag

* Max. tires pressure is based on structural integrity of the rim. Always keep in mind the max. pressure of the tire.

** Weights may differ +/- 3% (due to handbuilding process of rims)

RYOT44 FFWD

FFWD RYOT44 SPECSHEET

FFWD N/GAGE

Disc Brake Compatible	Yes
Rim Brake Compatible	No
Innertube Compatible	Yes
Tubeless Compatible	Yes
Tubular Compatible	No
Hub Type	FFWD N/GAGE (2:1)
Campa Option	Yes
Shimano Option	Yes
XDR Option	Yes
Microspline Option	Yes
Axle Dimensions	Front 12x100 / Rear 12x142
Disc Rotor Interface	Centerlock
Bearing Type	Cartridge; Steel
Bearing Usage	Front 2x 26157-2RS Rear DS 1x 6902-2RS Rear NDS 1x 26157-2RS Freehub 2x 6802-2RS

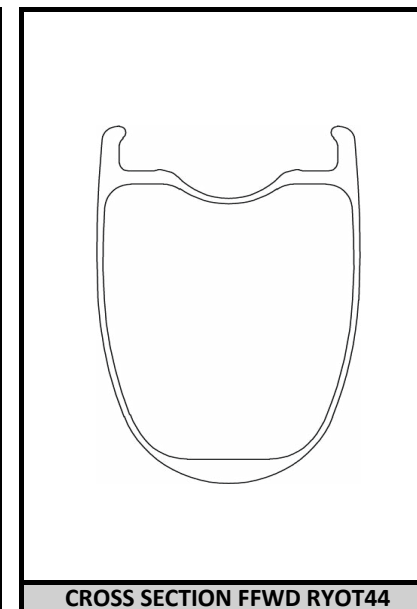
ULTIMATE ALLROUND

Rimtype	Full Carbon Clincher
ETRTO	23 - 622
Rim Depth	44mm
Rim Internal Width	23mm
Rim External Width	30mm
Min. Valve Length	60mm
Min. Tyre Size	25mm
Max. Tyre Size	42mm
Max. Tyre Pressure*	7,6Bar / 110PSI
Max. Rider Weight	120kg / 265lbs
Weight**	Front 695 gram Rear 835 gram Set 1530 gram
Aeroshape	Yes, LAW TECH
Rimtape	Tubeless tape; 27mm

LAW TECH AERO PROFILE

Spoke type	Front NDS Sapim CX Ray Front DS Sapim CX Ray Rear NDS Sapim CX Sprint Rear DS Sapim CX Sprint
Spoke style	Straightpull
Nipple type	DT Pro Lock Brass 15mm
Spoke Count	Front 24 / Rear 24
Spoke length (front)	NDS 278mm (16x) DS 274mm (8x)
Spoke length (rear)	NDS 274mm (8x) DS 278mm (16x)
Spoke Pattern	Front NDS 3 Cross Front DS 1 Cross Rear NDS 1 Cross Rear DS 3 Cross
Spoke Tension	Front NDS 1100N Rear DS 1100N
Color Options	BLACK

TUBELESS READY



What's in the box:
→ Wheelset
→ Pre-installed tubeless tape
→ Pair of alloy tubeless valves
→ Tubeless installation instructions
→ High quality padded wheelbag

* Max. tires pressure is based on structural integrity of the rim. Always keep in mind the max. pressure of the tire.

** Weights may differ +/- 3% (due to handbuilding process of rims)

RYOT33 DT240

FFWD RYOT33 SPECSHEET

DT240 EXP

Disc Brake Compatible	Yes
Rim Brake Compatible	No
Innertube Compatible	Yes
Tubeless Compatible	Yes
Tubular Compatible	No
Hub Type	DT Swiss 240 EXP (2:1)
Campa Option	Yes
Shimano Option	Yes
XDR Option	Yes
Microspline Option	No
Axle Dimensions***	Front 12x100 / Rear 12x142
Disc Rotor Interface	Centerlock
Bearing Type	Cartridge; Stainless steel
Bearing Usage	Front: 2x 26157-2RS Rear DS: 1x 26157-2RS Rear NDS: 1x 26157-2RS Freehub: 2x 6802-2RS

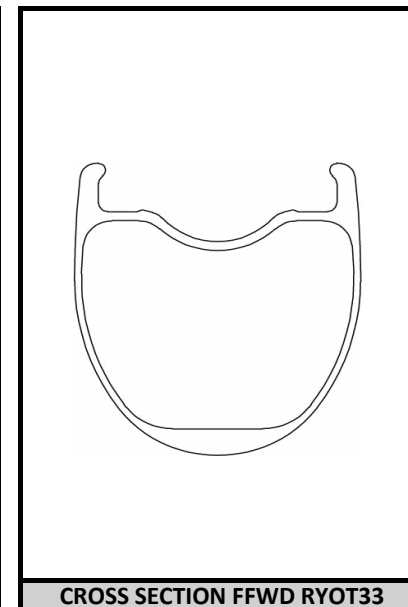
LIGHTWEIGHT VERSATILITY

Rimtype	Full Carbon Clincher
ETRTO	23 - 622
Rim Depth	33mm
Rim Internal Width	23mm
Rim External Width	30mm
Min. Valve Lenght	50mm
Min. Tyre Size	25mm
Max. Tyre Size	42mm
Max. Tyre Pressure*	7,6Bar / 110PSI
Max. Rider Weight	120kg / 265lbs
Weight**	Front 630 gram Rear 765 gram Set 1395 gram
Aeroshape	Yes, LAW TECH
Rimtape	Tubeless tape; 27mm

LAW TECH AERO PROFILE

Spoke type	Front NDS Sapim CX Ray Front DS Sapim CX Ray Rear NDS Sapim CX Sprint Rear DS Sapim CX Sprint
Spoke style	Straightpull
Nipple type	DT Pro Lock Brass 15mm
Spoke Count	Front 24 / Rear 24
Spoke lenght (front)	NDS 288mm (16x) DS 286mm (8x)
Spoke lenght (rear)	NDS 288mm (8x) DS 286mm (16x)
Spoke Patern	Front NDS 3 Cross Front DS 1 Cross Rear NDS 1 Cross Rear DS 3 Cross
Spoke Tension	Front NDS 1100N Rear DS 1100N
Color Options	BLACK

TUBELESS READY



CROSS SECTION FFWD RYOT33

What's in the box:

- Wheelset
- Pre-installed tubeless tape
- Pair of alloy tubeless valves
- Tubeless installation instructions
- High quality padded wheelbag

* Max. tires pressure is based on structural integrity of the rim. Always keep in mind the max. pressure of the tire.

** Weights may differ +/- 3% (due to handbuilding process of rims)

January 2025

RYOT33 FFWD

FFWD RYOT33 SPECSHEET

FFWD N/GAGE

Disc Brake Compatible	Yes
Rim Brake Compatible	No
Innertube Compatible	Yes
Tubeless Compatible	Yes
Tubular Compatible	No
Hub Type	FFWD N/GAGE (2:1)
Campa Option	Yes
Shimano Option	Yes
XDR Option	Yes
Microspline Option	No
Axle Dimensions***	Front 12x100 / Rear 12x142
Disc Rotor Interface	Centerlock
Bearing Type	Cartridge; Steel
Bearing Usage	Front: 2x 26157-2RS Rear DS: 1x 6902-2RS Rear NDS: 1x 26157-2RS Freehub: 2x 6802-2RS

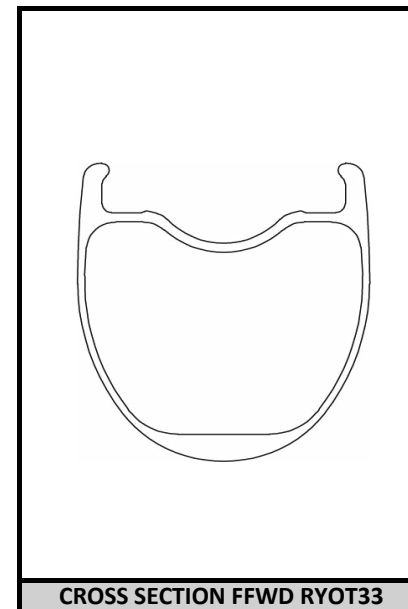
LIGHTWEIGHT VERSATILITY

Rimtype	Full Carbon Clincher
ETRTO	23 - 622
Rim Depth	33mm
Rim Internal Width	23mm
Rim External Width	30mm
Min. Valve Lenght	50mm
Min. Tyre Size	25mm
Max. Tyre Size	42mm
Max. Tyre Pressure*	7,6Bar / 110PSI
Max. Rider Weight	120kg / 265lbs
Weight**	Front 650 gram Rear 815 gram Set 1465 gram
Aeroshape	Yes, LAW TECH
Rimtape	Tubeless tape; 27mm

LAW TECH AERO PROFILE

Spoke type	Front NDS Sapim CX Ray Front DS Sapim CX Ray Rear NDS Sapim CX Sprint Rear DS Sapim CX Sprint
Spoke style	Straightpull
Nipple type	DT Pro Lock Brass 15mm
Spoke Count	Front 24 / Rear 24
Spoke lenght (front)	NDS 288mm (16x) DS 284mm (8x)
Spoke lenght (rear)	NDS 284mm (8x) DS 288mm (16x)
Spoke Pattern	Front NDS 3 Cross Front DS 1 Cross Rear NDS 1 Cross Rear DS 3 Cross
Spoke Tension	Front NDS 1100N Rear DS 1100N
Color Options	BLACK

TUBELESS READY



What's in the box:

- Wheelset
- Pre-installed tubeless tape
- Pair of alloy tubeless valves
- Tubeless installation instructions
- High quality padded wheelbag

* Max. tires pressure is based on structural integrity of the rim. Always keep in mind the max. pressure of the tire.

** Weights may differ +/- 3% (due to handbuilding process of rims)

January 2025

FFWD TYRO DB SPEC SHEET

TUBELESS READY

GRAVEL COMPATIBLE

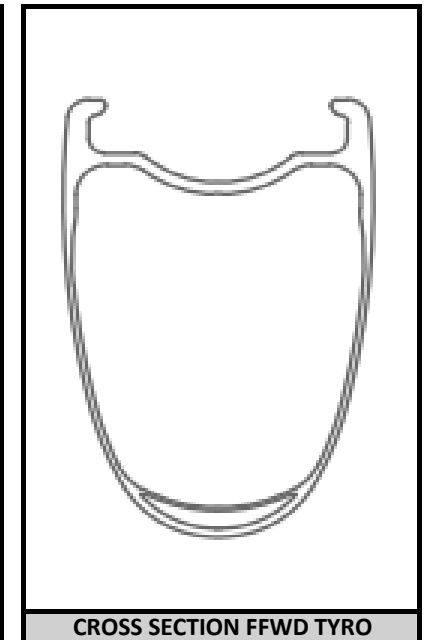
WIDE RIM DESIGN

VALUE FOR MONEY

Disc Brake Compatible	Yes
Rim Brake Compatible	No
Innertube Compatible	Yes
Tubeless Compatible	Yes
Tubular Compatible	No
Hub Type	FFWD RATCHET DISC BRAKE
Campa Option	Yes
Shimano Option	Yes
XDR Option	Yes
Microspline Option	No
Axle Dimensions***	Front 12x100 / Rear 12x142
Disc Rotor Interface	Centerlock
Bearing Type	Cartridge; Steel
Bearing Usage	Front 2x 6902-2RS Rear DS 1x 17287-2RS Rear NDS 1x 15267-2RS Freehub 2x 6902-2RS

Rimtype	Full Carbon Clincher
ETRTO	21 - 622
Rim Depth	45mm
Rim Internal Width	21mm
Rim External Width	29mm
Min. Valve Length	60mm
Min. Tyre Size	23mm
Max. Tyre Size	44mm
Max. Tyre Pressure*	8,3Bar / 120PSI
Max. Rider Weight	120kg / 265lbs
Weight**	Front 730 gram Rear 945 gram Set 1675 gram
Aeroshape	Yes
Rimtape	Tubeless tape; 27mm

Spoke type	Front NDS Sapim Sprint Front DS Sapim Sprint Rear NDS Sapim Sprint Rear DS Sapim Sprint
Spoke style	Straightpull
Nipple type	DT Pro Lock Brass 15mm
Spoke Count	Front 24 / Rear 24
Spoke length (front)	NDS 272mm (12x) DS 274mm (12x)
Spoke length (rear)	NDS 276mm (12x) DS 274mm (12x)
Spoke Pattern	Front NDS Radial Front DS Radial Rear NDS 2 Cross Rear DS 2 Cross
Spoke Tension	Front NDS 1100N Rear DS 1100N
Color Options	BLACK



What's in the box:	
→	Wheelset
→	Pre-installed tubeless tape
→	Pair of alloy tubeless valves
→	Tubeless installation instructions

* Max. tires pressure is based on structural integrity of the rim. Always keep in mind the max. pressure of the tire.

** Weights may differ +/- 5% (due to handbuilding process of rims)

*** Interchangeable endcaps available for most common axle standards (5x100, 5x135 etc.)

TYRO RIM BRAKE

FFWD TYRO RB SPEC SHEET

TUBELESS READY

IMPROVED BRAKING SURFACE

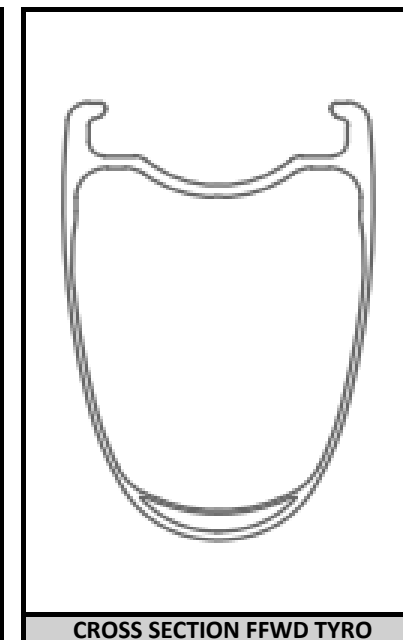
WIDE RIM DESIGN

VALUE FOR MONEY

Disc Brake Compatible	No
Rim Brake Compatible	Yes
Innertube Compatible	Yes
Tubeless Compatible	Yes
Tubular Compatible	No
Hub Type	FFWD RATCHET RIM BRAKE
Campa Option	Yes
Shimano Option	Yes
XDR Option	Yes
Microspline Option	No
Axle Dimensions	Front 5x100 / Rear 5x130
Disc Rotor Interface	n.a.
Bearing Type	Cartridge; Steel
Bearing Usage	Front 2x 699-2RS Rear DS 1x 17287-2RS Rear NDS 1x 6802-2RS Freehub 2x 6902-2RS

Rimtype	Full Carbon Clincher
ETRTO	21 - 622
Rim Depth	45mm
Rim Internal Width	21mm
Rim External Width	29mm
Min. Valve Length	60mm
Min. Tyre Size	23mm
Max. Tyre Size	44mm
Max. Tyre Pressure*	8,3Bar / 120PSI
Max. Rider Weight	100kg / 220lbs
Weight**	Front 700 gram Rear 940 gram Set 1640 gram
Aeroshape	Yes
Rimtape	Tubeless tape; 27mm

Spoke type	Front NDS Sapim Sprint Front DS Sapim Sprint Rear NDS Sapim Sprint Rear DS Sapim Sprint
Spoke style	Straightpull
Nipple type	DT Pro Lock Brass 15mm
Spoke Count	Front 20 / Rear 24
Spoke length (front)	NDS 266mm (10x) DS 266mm (10x)
Spoke length (rear)	NDS 276mm (12x) DS 274mm (12x)
Spoke Pattern	Front NDS Radial Front DS Radial Rear NDS 2 Cross Rear DS 2 Cross
Spoke Tension	Front 1000N Rear DS 1100N
Color Options	BLACK



What's in the box:	
→	Wheelset
→	Pre-installed tubeless tape
→	Pair of alloy tubeless valves
→	Tubeless installation instructions
→	Quick release set 'FFWD'
→	Carbon specific brakepads (4pcs.)

* Max. tires pressure is based on structural integrity of the rim. Always keep in mind the max. pressure of the tire.

** Weights may differ +/- 5% (due to handbuilding process of rims)

TYRO TUBULAR RIM BRAKE

FFWD TYRO TUBULAR SPEC SHEET

TUBULAR

IMPROVED BRAKING SURFACE

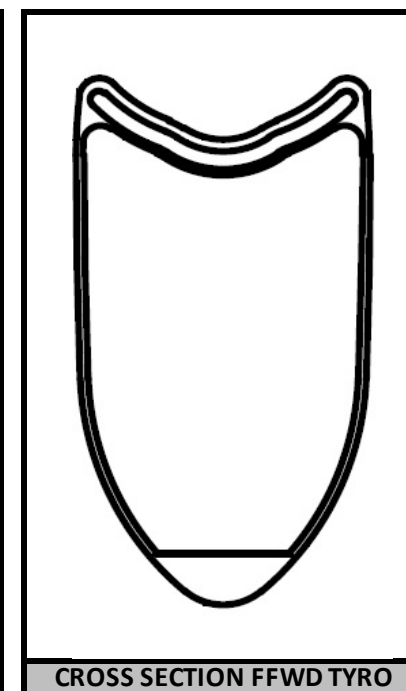
WIDE RIM DESIGN

VALUE FOR MONEY

Disc Brake Compatible	No
Rim Brake Compatible	Yes
Innertube Compatible	No
Tubeless Compatible	No
Tubular Compatible	Yes
Hub Type	FFWD RATCHET RIM BRAKE
Campa Option	Yes
Shimano Option	Yes
XDR Option	Yes
Microspline Option	No
Axle Dimensions	Front 5x100 / Rear 5x130
Disc Rotor Interface	n.a.
Bearing Type	Cartridge; Steel
Bearing Usage	Front 2x 699-2RS Rear DS 1x 17287-2RS Rear NDS 1x 6802-2RS Freehub 2x 6902-2RS

Rimtype	Full Carbon Tubular
ETRTO	633
Rim Depth	45mm
Rim Internal Width	n.a.
Rim External Width	25mm
Min. Valve Length	60mm
Min. Tyre Size	23mm
Max. Tyre Size	33mm
Max. Tyre Pressure*	8,3Bar / 120PSI
Max. Rider Weight	100kg / 220lbs
Weight**	Front 650 gram Rear 860 gram Set 1510 gram
Aeroshape	Yes
Rimtape	n.a.

Spoke type	Front NDS Sapim Sprint Front DS Sapim Sprint Rear NDS Sapim Sprint Rear DS Sapim Sprint
Spoke style	Straightpull
Nipple type	DT Pro Lock Brass 15mm
Spoke Count	Front 20 / Rear 24
Spoke length (front)	NDS 266mm (10x) DS 266mm (10x)
Spoke length (rear)	NDS 276mm (12x) DS 274mm (12x)
Spoke Pattern	Front NDS Radial Front DS Radial Rear NDS 2 Cross Rear DS 2 Cross
Spoke Tension	Front 1000N Rear DS 1100N
Color Options	BLACK



- What's in the box:**
- Wheelset
 - Valve extensions
 - Quick release set 'FFWD'
 - Carbon specific brakepads (4pcs.)

* Max. tires pressure is based on structural integrity of the rim. Always keep in mind the max. pressure of the tire.

** Weights may differ +/- 5% (due to handbuilding process of rims)

OUTRIDE

FFWD OUTRIDE SPEC SHEET

ALLROAD / GRAVEL

DT350 HUBS

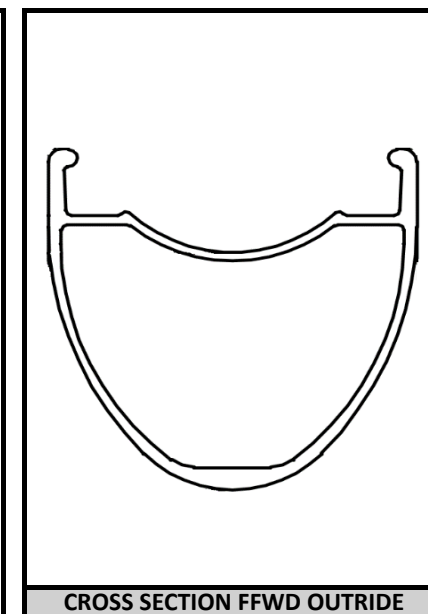
VERSATILE

TUBELESS READY

Disc Brake Compatible	Yes
Rim Brake Compatible	No
Innertube Compatible	Yes
Tubeless Compatible	Yes
Tubular Compatible	No
Hub Type	DT350 2:1
Campa Option	Yes
Shimano Option	Yes
XDR Option	Yes
Microspline Option	Yes
Campa N3W Option	Yes
Axle Dimensions	Front 12x100 / Rear 12x142
Disc Rotor Interface	Centerlock
Bearing Type	Cartridge; Steel
Bearing Usage	Front 2x 6902-2RS Rear 2x 6902-2RS Freehub (HG) 2x 6902-2RS

Rimtype	Full Alloy Clincher
ETRTO	25 - 622 [hooked]
Rim Depth	30mm
Rim Internal Width	25mm
Rim External Width	30mm
Min. Valve Length	44mm
Min. Tyre Size	28mm
Max. Tyre Size	50mm
Max. Tyre Pressure*	6,2 Bar / 90 PSI
Max. Rider Weight	120kg / 265lbs
Weight	Front 860 gram Rear 990 gram Set 1850 gram
Aeroshape	No
Rimtape	Tubeless tape; 27mm

Spoke type	Front NDS Sapim Sprint Front DS Sapim Sprint Rear NDS Sapim Sprint Rear DS Sapim Sprint
Spoke Style	Straightpull
Nipple Type	DT Pro Lock Brass 15mm
Spoke Count	Front 24 / Rear 24
Spoke Length Front	NDS 292mm (16x) DS 288mm (8x)
Spoke Length Rear	NDS 288mm (8x) DS 292mm (16x)
Spoke Pattern	Front NDS 3 Cross Front DS 1 Cross Rear NDS 1 Cross Rear DS 3 Cross
Spoke Tension	Front 1100N Rear 1100N
Color Options	Matt black



What's in the box:
→ Wheelset
→ Pre-installed tubeless tape
→ Pair of alloy tubeless valves
→ Tubeless installation instructions

* Max. tires pressure is based on structural integrity of the rim. Always keep in mind the max. pressure of the tire.

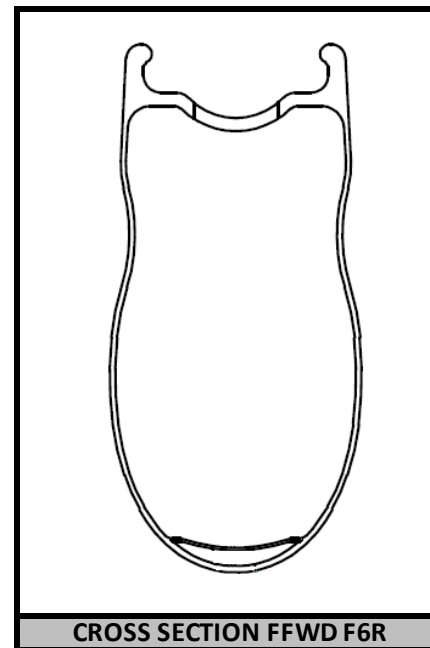
F6R RIM BRAKE

FFWD F6R SPECSHEET [FFWD HUB]

Disc Brake Compatible	No								
Rim Brake Compatible	Yes								
Innertube Compatible	Yes								
Tubeless Compatible	Yes								
Tubular Compatible	No								
Hub Type	FFWD RATCHET RIM BRAKE								
Campa Option	Yes								
Shimano Option	Yes								
XDR Option	Yes								
Microspline Option	No								
Axle Dimensions	Front 5x100 / Rear 5x130								
Disc Rotor Interface	n.a.								
Bearing Type	Cartridge; Steel								
Bearing Usage	<table border="0"> <tr> <td>Front</td> <td>2x 699-2RS</td> </tr> <tr> <td>Rear DS</td> <td>1x 17287-2RS</td> </tr> <tr> <td>Rear NDS</td> <td>1x 6802-2RS</td> </tr> <tr> <td>Freehub</td> <td>2x 6902-2RS</td> </tr> </table>	Front	2x 699-2RS	Rear DS	1x 17287-2RS	Rear NDS	1x 6802-2RS	Freehub	2x 6902-2RS
Front	2x 699-2RS								
Rear DS	1x 17287-2RS								
Rear NDS	1x 6802-2RS								
Freehub	2x 6902-2RS								

Rimtype	Full Carbon Clincher						
ETRTO	19 - 622						
Rim Depth	60mm						
Rim Internal Width	19mm						
Rim External Width	27mm						
Min. Valve Length	60mm						
Min. Tyre Size	23mm						
Max. Tyre Size	40mm						
Max. Tyre Pressure*	8,3Bar / 120PSI						
Max. Rider Weight	120kg / 265lbs						
Weight**	<table border="0"> <tr> <td>Front:</td> <td>720 gram</td> </tr> <tr> <td>Rear:</td> <td>950 gram</td> </tr> <tr> <td>Set:</td> <td>1670 gram</td> </tr> </table>	Front:	720 gram	Rear:	950 gram	Set:	1670 gram
Front:	720 gram						
Rear:	950 gram						
Set:	1670 gram						
Aeroshape	Yes, DARC™						
Rimtape	Tubeless tape; 25mm						

Spoke type	<table border="0"> <tr> <td>Front NDS:</td> <td>DT Aerolite</td> </tr> <tr> <td>Front DS:</td> <td>DT Aerolite</td> </tr> <tr> <td>Rear NDS:</td> <td>DT Aerolite</td> </tr> <tr> <td>Rear DS:</td> <td>DT Aerolite</td> </tr> </table>	Front NDS:	DT Aerolite	Front DS:	DT Aerolite	Rear NDS:	DT Aerolite	Rear DS:	DT Aerolite
Front NDS:	DT Aerolite								
Front DS:	DT Aerolite								
Rear NDS:	DT Aerolite								
Rear DS:	DT Aerolite								
Spoke style	Straightpull								
Nipple type	DT Pro Lock Brass 15mm								
Spoke Count	Front 20 / Rear 24								
Spoke length (front)	<table border="0"> <tr> <td>NDS:</td> <td>252mm (10x)</td> </tr> <tr> <td>DS:</td> <td>252mm (10x)</td> </tr> </table>	NDS:	252mm (10x)	DS:	252mm (10x)				
NDS:	252mm (10x)								
DS:	252mm (10x)								
Spoke length (rear)	<table border="0"> <tr> <td>NDS:</td> <td>262mm (12x)</td> </tr> <tr> <td>DS:</td> <td>260mm (12x)</td> </tr> </table>	NDS:	262mm (12x)	DS:	260mm (12x)				
NDS:	262mm (12x)								
DS:	260mm (12x)								
Spoke Pattern	<table border="0"> <tr> <td>Front NDS:</td> <td>radial</td> </tr> <tr> <td>Front DS:</td> <td>radial</td> </tr> <tr> <td>Rear NDS:</td> <td>radial</td> </tr> <tr> <td>Rear DS:</td> <td>3 Cross</td> </tr> </table>	Front NDS:	radial	Front DS:	radial	Rear NDS:	radial	Rear DS:	3 Cross
Front NDS:	radial								
Front DS:	radial								
Rear NDS:	radial								
Rear DS:	3 Cross								
Spoke Tension	<table border="0"> <tr> <td>Front NDS:</td> <td>1100N</td> </tr> <tr> <td>Rear DS:</td> <td>1100N</td> </tr> </table>	Front NDS:	1100N	Rear DS:	1100N				
Front NDS:	1100N								
Rear DS:	1100N								
Color Options	MBL								



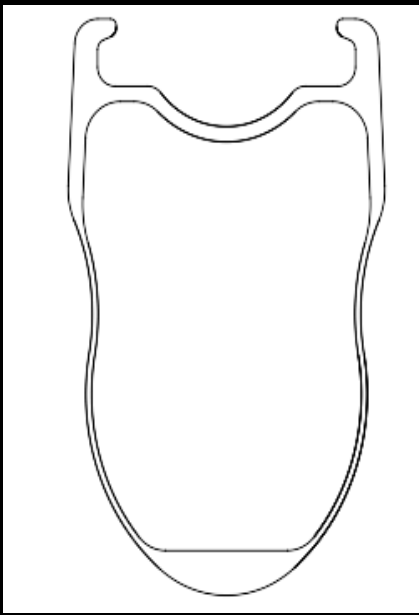
What's in the box:
→ Wheelset
→ Pre-installed tubeless tape
→ 2 pair of SwissStop brakepads
→ Pair of alloy tubeless valves
→ Tubeless installation instructions
→ High quality padded wheelbag

* Max. tires pressure is based on structural integrity the rim. Always keep in mind the max. pressure of the tire.

** Weights may differ +/- 5%

F4R RIM BRAKE

FFWD F4R SPECSHEET [FFWD HUB]

Disc Brake Compatible	No	Rimtype	Full Carbon Clincher	Spoke type	Front NDS: DT Aerolite Front DS: DT Aerolite Rear NDS: DT Aerolite Rear DS: DT Aerolite	 <p>CROSS SECTION FFWD F4R</p>
Rim Brake Compatible	Yes	ETRTO	19 - 622	Spoke style	Straightpull	
Innertube Compatible	Yes	Rim Depth	45mm	Nipple type	DT Pro Lock Brass 15mm	
Tubeless Compatible	Yes	Rim Internal Width	19mm	Spoke Count	Front 20 / Rear 24	
Tubular Compatible	No	Rim External Width	27mm	Spoke length (front)	NDS: 266mm (10x) DS: 266mm (10x)	
Hub Type	FFWD RATCHET RIM BRAKE	Min. Valve Length	60mm	Spoke length (rear)	NDS: 276mm (12x) DS: 274mm (12x)	
Campa Option	Yes	Min. Tyre Size	23mm	Spoke Pattern	Front NDS: radial Front DS: radial Rear NDS: 3 Cross Rear DS: 3 Cross	
Shimano Option	Yes	Max. Tyre Size	40mm	Spoke Tension	Front NDS: 1100N Rear DS: 1100N	
XDR Option	Yes	Max. Tyre Pressure*	8,3Bar / 120PSI	Color Options	MBL	
Microspline Option	No	Max. Rider Weight	120kg / 265lbs			
Axle Dimensions	Front 5x100 / Rear 5x130	Weight**	Front: 695 gram Rear: 920 gram Set: 1615 gram			What's in the box: → Wheelset → Pre-installed tubeless tape → 2 pair of SwissStop brakepads → Pair of alloy tubeless valves → Tubeless installation instructions → High quality padded wheelbag
Disc Rotor Interface	n.a.	Aeroshape	Yes, DARC™			
Bearing Type	Cartridge; Steel	Rimtape	Tubeless tape; 25mm			
Bearing Usage	Front 2x 699-2RS Rear DS 1x 17287-2RS Rear NDS 1x 6802-2RS Freehub 2x 6902-2RS					

* Max. tires pressure is based on structural integrity the rim. Always keep in mind the max. pressure of the tire.

** Weights may differ +/- 5%

DRIFT DT240

FFWD DRIFT SPECSHEET

GRAVEL SPECIFIC

Disc Brake Compatible	Yes
Rim Brake Compatible	No
Innertube compatible	Yes
Tubeless Compatible	Yes
Tubular Compatible	No
Hub Type	DT Swiss 240 EXP (2:1)
Campa Option	Yes
Shimano Option	Yes
XDR Option	Yes
Microspline Option	No
Axle Dimensions***	Front 12x100 / Rear 12x142
Disc Rotor Interface	Centerlock
Bearing Type	Cartridge; Stainless steel
Bearing Usage	Front 2x 26157-2RS Rear DS 1x 26157-2RS Rear NDS 1x 26157-2RS Freehub 2x 6802-2RS

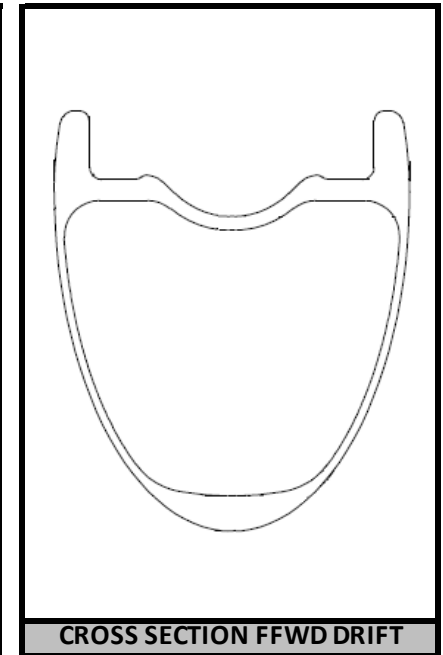
TYRES UP TO 60MM

Rimtype	Full Carbon Clincher
ETRTO	24 - 622
Rim Depth	36mm
Rim Internal Width	24mm
Rim External Width	30mm
Min. Valve Length	50mm
Min. Tyre Size	30mm
Max. Tyre Size	60mm
Max. Tyre Pressure*	5Bar / 72PSI
Max. Rider Weight	120kg / 265lbs
Weight**	Front 710 gram Rear 805 gram Set 1515 gram
Aeroshape	No
Rimtape	Tubeless tape; 27mm

HOOKLESS RIM DESIGN

Spoke type	Front NDS DT Aerocomp Front DS DT Aerocomp Rear NDS DT Aerocomp Rear DS DT Aerocomp
Spoke style	Straightpull
Nipple type	DT Pro Lock Brass 15mm
Spoke Count	Front 24 / Rear 24
Spoke length (front)	NDS 286mm (16x) DS 284mm (8x)
Spoke length (rear)	NDS 286mm (8x) DS 284mm (16x)
Spoke Pattern	Front NDS 3 Cross Front DS 1 Cross Rear NDS 3 Cross Rear DS 1 Cross
Spoke Tension	Front NDS 1100N Rear DS 1100N
Color Options	MBL/WHT

DT240 EXP 2:1



CROSS SECTION FFWD DRIFT

What's in the box:

- Wheelset
- Pre-installed tubeless tape
- Pair of alloy tubeless valves
- Tubeless installation instructions
- High quality padded wheelbag

* Max. tires pressure is based on structural integrity of the rim. Always keep in mind the max. pressure of the tire.

** Weights may differ +/- 5% (due to handbuilding process of rims)

*** Interchangeable endcaps available for most common axle standards (5x100, 5x135 etc.)

FFWD DRIFT SPECSHEET

GRAVEL SPECIFIC

Disc Brake Compatible	Yes
Rim Brake Compatible	No
Innertube compatible	Yes
Tubeless Compatible	Yes
Tubular Compatible	No
Hub Type	FFWD TWO/ONE
Campa Option	Yes
Shimano Option	Yes
XDR Option	Yes
Microspline Option	No
Axle Dimensions***	Front 12x100 / Rear 12x142
Disc Rotor Interface	Centerlock
Bearing Type	Cartridge; Steel
Bearing Usage	Front 2x 6902-2RS Rear DS 1x 6903-2RS Rear NDS 1x 6902-2RS Freehub 2x 6902-2RS

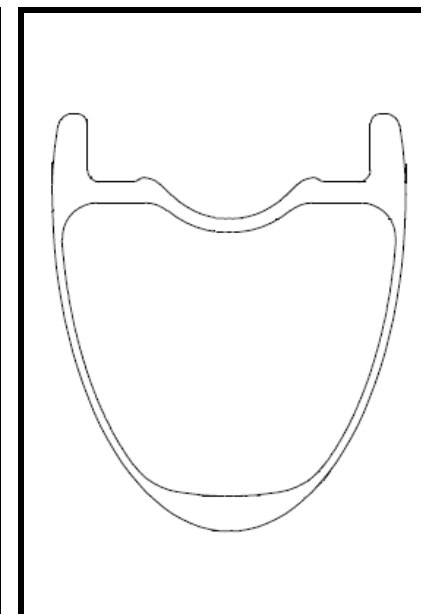
TYRES UP TO 60MM

Rimtype	Full Carbon Clincher
ETRTO	24 - 622
Rim Depth	36mm
Rim Internal Width	24mm
Rim External Width	30mm
Min. Valve Length	50mm
Min. Tyre Size	30mm
Max. Tyre Size	60mm
Max. Tyre Pressure*	5Bar / 72PSI
Max. Rider Weight	120kg / 265lbs
Weight**	Front 740 gram Rear 880 gram Set 1620 gram
Aeroshape	No
Rimtape	Tubeless tape; 27mm

HOOKLESS RIM DESIGN

Spoke type	Front NDS DT Aerocomp Front DS DT Aerocomp Rear NDS DT Aerocomp Rear DS DT Aerocomp
Spoke style	Straightpull
Nipple type	DT Pro Lock Brass 15mm
Spoke Count	Front 24 / Rear 24
Spoke length (front)	NDS 286mm (16x) DS 282mm (8x)
Spoke length (rear)	NDS 282mm (8x) DS 286mm (16x)
Spoke Pattern	Front NDS 3 Cross Front DS 1 Cross Rear NDS 3 Cross Rear DS 1 Cross
Spoke Tension	Front NDS 1100N Rear DS 1100N
Color Options	MBL/WHT

FFWD TWO/ONE RATCHET



CROSS SECTION FFWD DRIFT

What's in the box:

- Wheelset
- Pre-installed tubeless tape
- Pair of alloy tubeless valves
- Tubeless installation instructions
- High quality padded wheelbag

* Max. tires pressure is based on structural integrity of the rim. Always keep in mind the max. pressure of the tire.

** Weights may differ +/- 5% (due to handbuilding process of rims)

*** Interchangeable endcaps available for most common axle standards (5x100, 5x135 etc.)

OUTLAW DT240

FFWD OUTLAW 240EXP SPEC SHEET

TUBELESS READY

XC / TRAIL USAGE

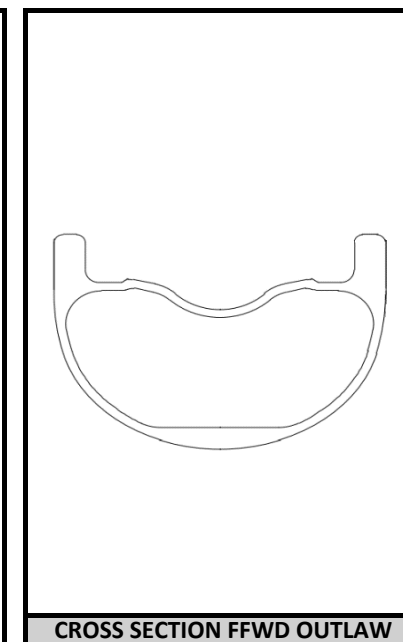
WIDE HOOKLESS BEAD

29" / BOOST

Disc Brake Compatible	Yes
Innertube Compatible	Yes
Tubeless Compatible	Yes
Tubular Compatible	No
Hub Type	DT240 EXP Boost
Shimano HG Option	Yes
XD Option	Yes
Microspline Option	Yes
Wheel Size / Hub Spacing	29" / Boost
Axle Dimensions***	Front 15x110 Rear 12x148
Disc Rotor Interface	Centerlock
Bearing Type	Cartridge; Steel
Bearing Usage	Front DS 6902-2RS Front NDS 6902-2RS Rear DS 15267-2RS Rear NDS 15267-2RS

Rimtype	Full Carbon Clincher
Rimstyle	Hookless / wide bead
ETRTO	30 - 622 (29")
Rim Depth	26mm
Rim Internal Width	30mm
Rim External Width	37mm
Min. Valve Length	40mm
Min. Tyre Size	50mm
Max. Tyre Size	70mm
Max. Tyre Pressure*	3Bar / 44PSI
Max. Rider Weight	140kg / 265lbs
Weight**	Front 665 gram Rear 780 gram Set 1445 gram
Rimtape	Tubeless tape; 32mm

Spoke Type	Front NDS Sapim CX Ray Front DS Sapim CX Ray Rear NDS Sapim CX Sprint Rear DS Sapim CX Sprint
Spoke Style	Straightpull
Nipple Type	DT Pro Lock Brass 15mm
Spoke Count	Front 28 / Rear 28
Spoke Length Front	NDS 298mm (14x) DS 300mm (14x)
Spoke Length Rear	NDS 300mm (14x) DS 298mm (14x)
Spoke Pattern	Front NDS 3 cross Front DS 3 cross Rear NDS 3 cross Rear DS 3 cross
Spoke Tension	Front NDS 1100N Rear DS 1100N
Color Options	BLACK



What's in the box:	
→	Wheelset
→	Pre-installed tubeless tape
→	Pair of alloy tubeless valves
→	Tubeless installation instructions

* Max. tires pressure is based on structural integrity of the rim. Always keep in mind the max. pressure of the tire.

** Weights may differ +/- 5% (due to handbuilding process of rims)

*** Interchangeable endcaps available for most common axle standards (12x110, 5x141 etc.)

FFWD OUTLAW 29 SPEC SHEET

TUBELESS READY

XC / AM USAGE

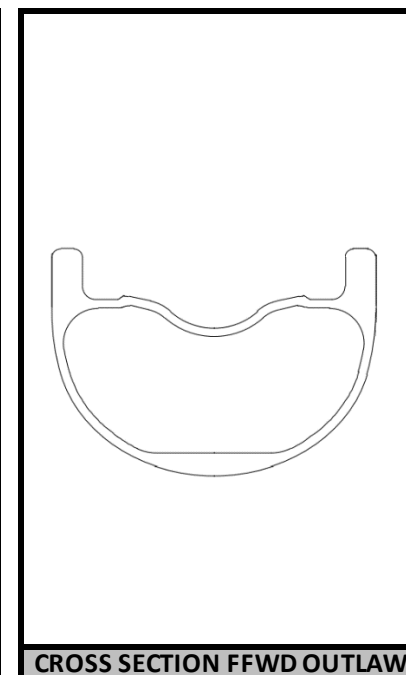
WIDE HOOKLESS BEAD

29"/ BOOST

Disc Brake Compatible	Yes
Innertube Compatible	Yes
Tubeless Compatible	Yes
Tubular Compatible	No
Hub Type	FFWD RATCHET BOOST
Shimano HG Option	Yes
XD Option	Yes
Microspline Option	Yes
Wheel size / hub spacing	29" / Boost
Axle Dimensions***	Front 15x110 Rear 12x148
Disc Rotor Interface	Centerlock
Bearing Type	Cartridge; Steel
Bearing Usage	Front DS 6902-2RS Front NDS 6902-2RS Rear DS 6903-2RS Rear NDS 6902-2RS

Rimtype	Full Carbon Clincher
Rimstyle	Hookless / wide bead
ETRTO	30 - 622 (29")
Rim Depth	26mm
Rim Internal Width	30mm
Rim External Width	37mm
Min. Valve Length	40mm
Min. Tyre Size	50mm
Max. Tyre Size	70mm
Max. Tyre Pressure*	3Bar / 44PSI
Max. Rider Weight	140kg / 265lbs
Weight**	Front 705 gram Rear 890 gram Set 1595 gram
Rimtape	Tubeless tape; 32mm

Spoke type	Front NDS Sapim CX Ray Front DS Sapim CX Ray Rear NDS Sapim CX Sprint Rear DS Sapim CX Sprint
Spoke style	Straightpull
Nipple type	DT Pro Lock Brass 15mm
Spoke Count	Front 28 / Rear 28
Spoke length (front)	NDS 298mm (14x) DS 300mm (14x)
Spoke length (rear)	NDS 300mm (14x) DS 298mm (14x)
Spoke Pattern	Front NDS 3 cross Front DS 3 cross Rear NDS 3 cross Rear DS 3 cross
Spoke Tension	Front NDS 1100N Rear DS 1100N
Color Options	BLACK



- What's in the box:**
- Wheelset
 - Pre-installed tubeless tape
 - Pair of alloy tubeless valves
 - Tubeless installation instructions

* Max. tires pressure is based on structural integrity of the rim. Always keep in mind the max. pressure of the tire.

** Weights may differ +/- 5% (due to handbuilding process of rims)

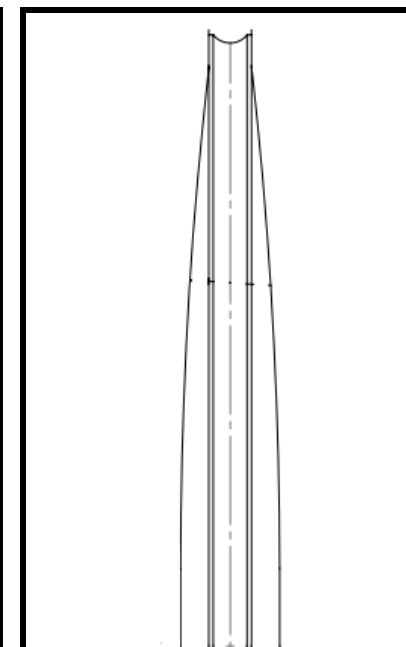
*** Interchangeable endcaps available for most common axle standards (12x110, 5x141 etc.)

FFWD DISC-T LION SPEC SHEET

Disc Brake Compatible	No
Rim Brake Compatible	No
Innertube Compatible	No
Tubeless Compatible	No
Tubular Compatible	Yes
Hub Type	FFWD TRACK
Campa Option	n.a.
Shimano Option	n.a.
XDR Option	n.a.
Microspline Option	n.a.
Axle Dimensions***	Front 9x100 / Rear 10x120
Disc Rotor Interface	n.a.
Bearing Type	Cartridge; Steel
Bearing Usage	Front 2x 6000-2RS Rear 2x 6000-2RS

Rimtype	Full Carbon Tubular
ETRTO	633
Rim Depth	Full Disc
Rim Internal Width	n.a.
Rim External Width	22,4
Min. Valve Length	50mm
Min. Tyre Size	20mm
Max. Tyre Size	25mm
Max. Tyre Pressure*	13Bar / 160PSI
Max. Rider Weight	120kg / 265lbs
Weight**	Front 925 gram Rear 975 gram Set 1900 gram
Aeroshape	Yes, track specific
Rimtape	n.a.

Spoke type	Front NDS n.a. Front DS n.a. Rear NDS n.a. Rear DS n.a.
Spoke style	n.a.
Nipple type	n.a.
Spoke Count	n.a.
Spoke length (front)	NDS n.a. DS n.a.
Spoke length (rear)	NDS n.a. DS n.a.
Spoke Patern	Front NDS n.a. Front DS n.a. Rear NDS n.a. Rear DS n.a.
Spoke Tension	Front NDS n.a. Rear DS n.a.
Color Options	WHITE



CROSS SECTION FFWD LION DISC

What's in the box:

- Wheel(set)
- Sprocket locking
- High quality padded wheelbag

* Max. tires pressure is based on structural integrity of the rim. Always keep in mind the max. pressure of the tire.

** Weight may differ +/- 5% (due to handbuilding process of rims)

FFWD RYOT77 TRACK SPEC SHEET

FFWD TRACK HUBS

ULTIMATE TRACK WEAPON


LAW TECH AERO PROFILE

TRACK SPECIFIC DESIGN

Disc Brake Compatible	No
Rim Brake Compatible	No
Innertube Compatible	No
Tubeless Compatible	No
Tubular Compatible	Yes
Hub Type	FFWD TRACK (black)
Campa Option	n.a.
Shimano Option	n.a.
XDR Option	n.a.
Microspline Option	n.a.
Axle Dimensions***	Front 9x100 / Rear 10x120
Disc Rotor Interface	n.a.
Bearing Type	Cartridge; Steel
Bearing Usage	Front 2x 6000-2RS Rear 2x 6000-2RS

Rimtype	Full Carbon Tubular
ETRTO	633
Rim Depth	77mm
Rim Internal Width	n.a.
Rim External Width	26mm
Min. Valve Length	90mm
Min. Tyre Size	21mm
Max. Tyre Size	26mm
Max. Tyre Pressure*	13Bar / 160PSI
Max. Rider Weight	120kg / 265lbs
Weight**	Front 895 gram Rear 995 gram Set 1890 gram
Aeroshape	Yes, LAW TECH
Rimtape	n.a.

Spoke type	Front NDS Sapim CX Sprint Front DS Sapim CX Sprint Rear NDS Sapim CX Sprint Rear DS Sapim CX Sprint
Spoke style	J-bend
Nipple type	DT Pro Lock Brass 15mm
Spoke Count	Front 20 / Rear 24
Spoke length (front)	NDS 216mm (10x) DS 216mm (10x)
Spoke length (rear)	NDS 234mm (12x) DS 234mm (12x)
Spoke Pattern	Front NDS Radial Front DS Radial Rear NDS 2 Cross Rear DS 2 Cross
Spoke Tension	Front NDS 1000N Rear DS 1100N
Color Options	WHITE



- What's in the box:**
- Wheelset
 - Sprocket lockring
 - Valve extenders (2pcs.)
 - High quality padded wheelbag

* Max. tires pressure is based on structural integrity of the rim. Always keep in mind the max. pressure of the tire.

** Weight may differ +/- 5% (due to handbuilding process of rims)

FFWD.COM