

FFWD

TECHNICAL SPECIFICATIONS

QUICK LINKS

CONTENT

[RAW](#)

[RYOT77 DT240](#)

[RYOT77 FFWD](#)

[RYOT55 DT240](#)

[RYOT55 FFWD](#)

[RYOT55 TEAM TECH DT240](#)

[RYOT55 TEAM TECH FFWD](#)

[RYOT44 DT240](#)

[RYOT44 FFWD](#)

[RYOT44 TEAM TECH DT240](#)

[RYOT44 TEAM TECH FFWD](#)

[RYOT33 DT240](#)

[RYOT33 FFWD](#)

[TYRO DISC BRAKE](#)

[TYRO RIM BRAKE](#)

[TYRO TUBULAR RIM BRAKE](#)

[OUTRIDE](#)

[F6R](#)

[F4R](#)

[DRIFT DT240](#)

[DRIFT FFWD](#)

[OUTLAW](#)

[DISC-T LION](#)

[RYOT77 TRACK](#)

FFWD RAW SPEC SHEET

BEST OF THE BEST

Disc Brake Compatible	Yes
Rim Brake Compatible	No
Innertube compatible	Yes
Tubeless Compatible	Yes
Tubular Compatible	No
Hub Type	DT Swiss 180 EXP (1:1)
Campa Option	Yes
Shimano Option	Yes
XDR Option	Yes
Microspline Option	No
Axle Dimensions***	Front 12x100 / Rear 12x142
Disc Rotor Interface	Centerlock
Bearing Type	Cartridge; SINC Ceramic
Bearing Usage	Front 2x 6802-2RS Rear DS 1x 26157-2RS Rear NDS 1x 6802-2RS Freehub 2x 6802-2RS

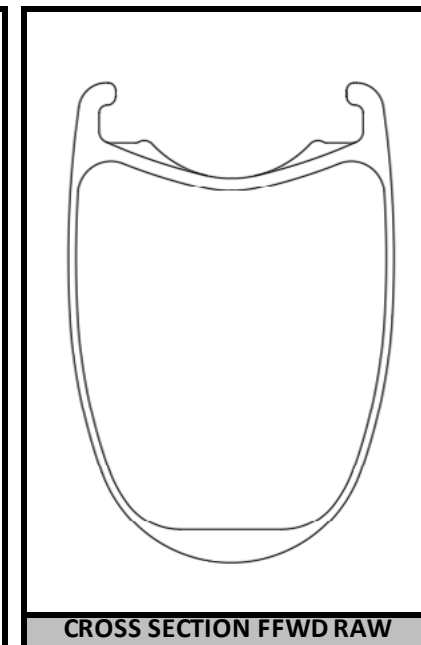
DT180 EXP CERAMIC

Rimtype	Full Carbon Clincher
ETRTO	21 - 622
Rim Depth	44mm
Rim Internal Width	21mm
Rim External Width	30mm
Min. Valve Length	60mm
Min. Tyre Size	23mm
Max. Tyre Size	42mm
Max. Tyre Pressure*	8,3Bar / 120PSI
Max. Rider Weight	120kg / 265lbs
Weight**	Front 650 gram Rear 770 gram Set 1420 gram
Aeroshape	Yes, LAW TECH
Rimtape	Tubeless tape; 27mm

LAW TECH AERO PROFILE

Spoke type	Front NDS DT Aerolite Front DS DT Aerolite Rear NDS DT Aerocomp Rear DS DT Aerocomp
Spoke style	Straightpull
Nipple type	DT Pro Lock Hidden Alloy
Spoke Count	Front 24 / Rear 24
Spoke length (front)	NDS 284mm (12x) DS 286mm (12x)
Spoke length (rear)	NDS 286mm (12x) DS 284mm (12x)
Spoke Pattern	Front NDS 2 Cross Front DS 2 Cross Rear NDS 2 Cross Rear DS 2 Cross
Spoke Tension	Front NDS 1100N Rear DS 1100N
Color Options	BLACK

TUBELESS READY



What's in the box:

- Wheelset
- Pre-installed tubeless tape
- Pair of alloy tubeless valves
- Tubeless installation instructions
- High quality padded wheelbag

* Max. tires pressure is based on structural integrity of the rim. Always keep in mind the max. pressure of the tire.

** Weights may differ +/- 5% (due to handbuilding process of rims)

*** Interchangeable endcaps available for most common axle standards (5x100, 5x135 etc.)

FFWD RYOT77 SPEC SHEET

DT240 EXP 2:1

ULTIMATE SPEED WEAPON

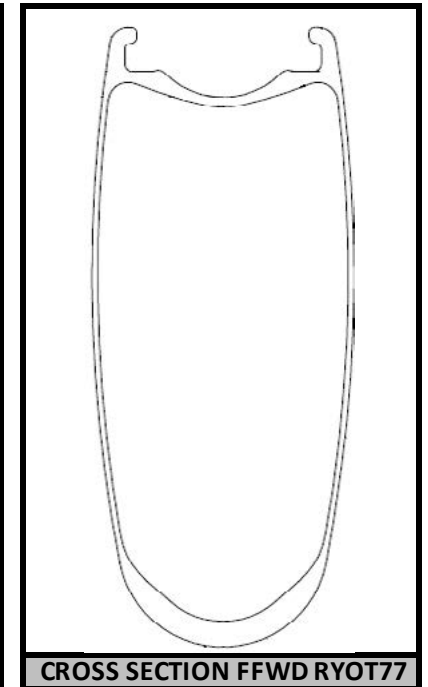
LAW TECH AERO PROFILE

TUBELESS READY

Disc Brake Compatible	Yes
Rim Brake Compatible	No
Innertube Compatible	Yes
Tubeless Compatible	Yes
Tubular Compatible	No
Hub Type	DT Swiss 240 EXP (2:1)
Campa Option	Yes
Shimano Option	Yes
XDR Option	Yes
Microspline Option	No
Axle Dimensions***	Front 12x100 / Rear 12x142
Disc Rotor Interface	Centerlock
Bearing Type	Cartridge; Stainless steel
Bearing Usage	Front 2x 26157-2RS Rear DS 1x 26157-2RS Rear NDS 1x 26157-2RS Freehub 2x 6802-2RS

Rimtype	Full Carbon Clincher
ETRTO	21 - 622
Rim Depth	77mm
Rim Internal Width	21mm
Rim External Width	31mm
Min. Valve Length	90mm
Min. Tyre Size	23mm
Max. Tyre Size	42mm
Max. Tyre Pressure*	8,3Bar / 120PSI
Max. Rider Weight	120kg / 265lbs
Weight**	Front 800 gram Rear 940 gram Set 1740 gram
Aeroshape	Yes, LAW TECH
Rimtape	Tubeless tape; 27mm

Spoke type	Front NDS Sapim CX Ray
	Front DS Sapim CX Ray
	Rear NDS Sapim CX Sprint
	Rear DS Sapim CX Sprint
Spoke style	Straightpull
Nipple type	DT Pro Lock Brass 15mm
Spoke Count	Front 24 / Rear 24
Spoke length (front)	NDS 244mm (16x)
	DS 242mm (8x)
Spoke length (rear)	NDS 244mm (8x)
	DS 242mm (16x)
Spoke Patern	Front NDS 3 Cross
	Front DS 1 Cross
	Rear NDS 1 Cross
	Rear DS 3 Cross
Spoke Tension	Front NDS 1100N
	Rear DS 1100N
Color Options	BLACK



What's in the box:

- Wheelset
- Pre-installed tubeless tape
- Pair of alloy tubeless valves
- Tubeless installation instructions
- High quality padded wheelbag

* Max. tires pressure is based on structural integrity of the rim. Always keep in mind the max. pressure of the tire.

** Weights are based on DT240 EXP and may differ +/- 5% (due to handbuilding process of rims)

*** Interchangeable endcaps available for most common axle standards (5x100, 5x135 etc.)

FFWD RYOT77 SPEC SHEET

FFWD RATCHET 2:1

Disc Brake Compatible	Yes
Rim Brake Compatible	No
Innertube Compatible	Yes
Tubeless Compatible	Yes
Tubular Compatible	No
Hub Type	FFWD TWO/ONE
Campa Option	Yes
Shimano Option	Yes
XDR Option	Yes
Microspline Option	No
Axle Dimensions***	Front 12x100 / Rear 12x142
Disc Rotor Interface	Centerlock
Bearing Type	Cartridge; Steel
Bearing Usage	Front 2x 6902-2RS Rear DS 1x 6903-2RS Rear NDS 1x 6902-2RS Freehub 2x 6902-2RS

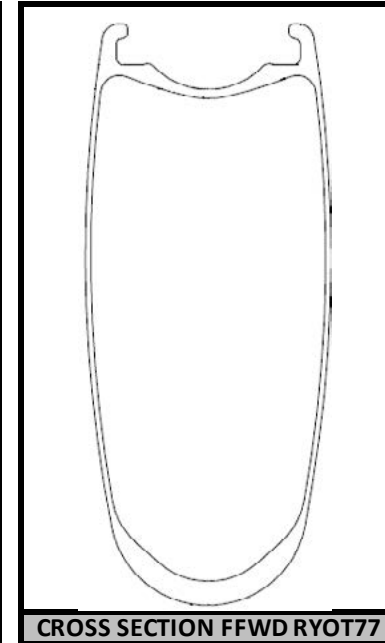
ULTIMATE SPEED WEAPON

Rimtype	Full Carbon Clincher
ETRTO	21 - 622
Rim Depth	77mm
Rim Internal Width	21mm
Rim External Width	31mm
Min. Valve Length	90mm
Min. Tyre Size	23mm
Max. Tyre Size	42mm
Max. Tyre Pressure*	8,3Bar / 120PSI
Max. Rider Weight	120kg / 265lbs
Weight**	Front 835 gram Rear 995 gram Set 1830 gram
Aeroshape	Yes, LAW TECH
Rimtape	Tubeless tape; 27mm

LAW TECH AERO PROFILE

Spoke type	Front NDS Sapim CX Ray Front DS Sapim CX Ray Rear NDS Sapim CX Sprint Rear DS Sapim CX Sprint
Spoke style	Straightpull
Nipple type	DT Pro Lock Brass 15mm
Spoke Count	Front 24 / Rear 24
Spoke length (front)	NDS 244mm (16x) DS 240mm (8x)
Spoke length (rear)	NDS 240mm (8x) DS 244mm (16x)
Spoke Pattern	Front NDS 3 Cross Front DS 1 Cross Rear NDS 1 Cross Rear DS 3 Cross
Spoke Tension	Front NDS 1100N Rear DS 1100N
Color Options	BLACK

TUBELESS READY



- What's in the box:**
- Wheelset
 - Pre-installed tubeless tape
 - Pair of alloy tubeless valves
 - Tubeless installation instructions
 - High quality padded wheelbag

* Max. tires pressure is based on structural integrity of the rim. Always keep in mind the max. pressure of the tire.

** Weights are based on DT240 EXP and may differ +/- 5% (due to handbuilding process of rims)

*** Interchangeable endcaps available for most common axle standards (5x100, 5x135 etc.)

FFWD RYOT55 SPEC SHEET

DT240 EXP 2:1

Disc Brake Compatible	Yes
Rim Brake Compatible	No
Innertube Compatible	Yes
Tubeless Compatible	Yes
Tubular Compatible	No
Hub Type	DT Swiss 240 EXP (2:1)
Campa Option	Yes
Shimano Option	Yes
XDR Option	Yes
Microspline Option	No
Axle Dimensions***	Front 12x100 / Rear 12x142
Disc Rotor Interface	Centerlock
Bearing Type	Cartridge; Stainless steel
Bearing Usage	Front 2x 26157-2RS Rear DS 1x 26157-2RS Rear NDS 1x 26157-2RS Freehub 2x 6802-2RS

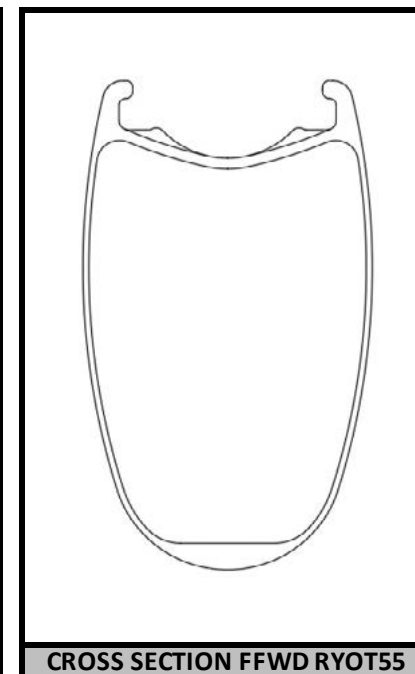
ULTIMATE SPEED WEAPON

Rimtype	Full Carbon Clincher
ETRTO	21 - 622
Rim Depth	55mm
Rim Internal Width	21mm
Rim External Width	31mm
Min. Valve Length	70mm
Min. Tyre Size	23mm
Max. Tyre Size	42mm
Max. Tyre Pressure*	8,3Bar / 120PSI
Max. Rider Weight	120kg / 265lbs
Weight**	Front 750 gram Rear 870 gram Set 1620 gram
Aeroshape	Yes, LAW TECH
Rimtape	Tubeless tape; 27mm

LAW TECH AERO PROFILE

Spoke type	Front NDS DT Aerolite Front DS DT Aerolite Rear NDS DT Aerocomp Rear DS DT Aerocomp
Spoke style	Straightpull
Nipple type	DT Pro Lock Brass 15mm
Spoke Count	Front 24 / Rear 24
Spoke length (front)	NDS 266mm (16x) DS 264mm (8x)
Spoke length (rear)	NDS 266mm (8x) DS 264mm (16x)
Spoke Pattern	Front NDS 3 Cross Front DS 1 Cross Rear NDS 1 Cross Rear DS 3 Cross
Spoke Tension	Front NDS 1100N Rear DS 1100N
Color Options	BLACK

TUBELESS READY



What's in the box:

- Wheelset
- Pre-installed tubeless tape
- Pair of alloy tubeless valves
- Tubeless installation instructions
- High quality padded wheelbag

* Max. tires pressure is based on structural integrity of the rim. Always keep in mind the max. pressure of the tire.

** Weights are based on DT240 and may differ +/- 5% (due to handbuilding process of rims)

*** Interchangeable endcaps available for most common axle standards (5x100, 5x135 etc.)

FFWD RYOT55 SPECSHEET

FFWD TWO/ONE RATCHET

Disc Brake Compatible	Yes
Rim Brake Compatible	No
Innertube Compatible	Yes
Tubeless Compatible	Yes
Tubular Compatible	No
Hub Type	FFWD TWO/ONE
Campa Option	Yes
Shimano Option	Yes
XDR Option	Yes
Microspline Option	No
Axle Dimensions***	Front 12x100 / Rear 12x142
Disc Rotor Interface	Centerlock
Bearing Type	Cartridge; Steel
Bearing Usage	Front 2x 6902-2RS Rear DS 1x 6903-2RS Rear NDS 1x 6902-2RS Freehub 2x 6902-2RS

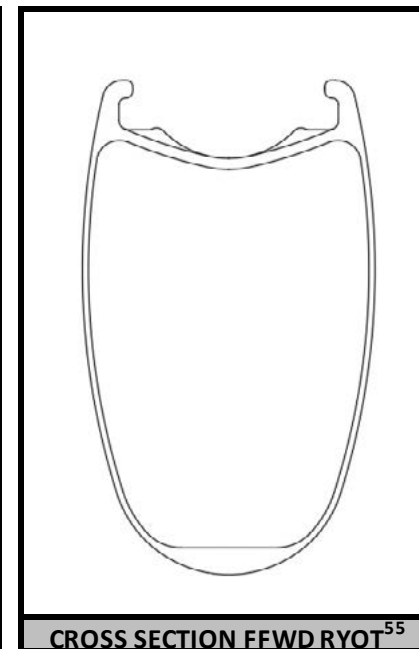
ULTIMATE SPEED WEAPON

Rimtype	Full Carbon Clincher
ETRTO	21 - 622
Rim Depth	55mm
Rim Internal Width	21mm
Rim External Width	31mm
Min. Valve Lenght	70mm
Min. Tyre Size	23mm
Max. Tyre Size	42mm
Max. Tyre Pressure*	8,3Bar / 120PSI
Max. Rider Weight	120kg / 265lbs
Weight**	Front 780 gram Rear 920 gram Set 1700 gram
Aeroshape	Yes, LAW TECH
Rimtape	Tubeless tape; 27mm

LAW TECH AERO PROFILE

Spoke type	Front NDS DT Aerolite Front DS DT Aerolite Rear NDS DT Aerocomp Rear DS DT Aerocomp
Spoke style	Straightpull
Nipple type	DT Pro Lock Brass 15mm
Spoke Count	Front 24 / Rear 24
Spoke lenght (front)	NDS 266mm (16x) DS 262mm (8x)
Spoke lenght (rear)	NDS 262mm (8x) DS 266mm (16x)
Spoke Pattern	Front NDS 3 Cross Front DS 1 Cross Rear NDS 1 Cross Rear DS 3 Cross
Spoke Tension	Front NDS 1100N Rear DS 1100N
Color Options	MBL/GRY

TUBELESS READY



What's in the box:

- Wheelset
- Pre-installed tubeless tape
- Pair of alloy tubeless valves
- Tubeless installation instructions
- High quality padded wheelbag

* Max. tires pressure is based on structural integrity of the rim. Always keep in mind the max. pressure of the tire.

** Weights may differ +/- 5% (due to handbuilding process of rims)

*** Interchangeable endcaps available for most common axle standards (5x100, 5x135 etc.)

FFWD RYOT55 TEAM TECH SPEC SHEET

DT240 EXP 2:1

Disc Brake Compatible	Yes
Rim Brake Compatible	No
Innertube Compatible	No
Tubeless Compatible	No
Tubular Compatible	Yes
Hub Type	DT Swiss 240 EXP (2:1)
Campa Option	Yes
Shimano Option	Yes
XDR Option	Yes
Microspline Option	No
Axle Dimensions***	Front 12x100 / Rear 12x142
Disc Rotor Interface	Centerlock
Bearing Type	Cartridge; Stainless steel
Bearing Usage	Front 2x 26157-2RS Rear DS 1x 26157-2RS Rear NDS 1x 26157-2RS Freehub 2x 6802-2RS

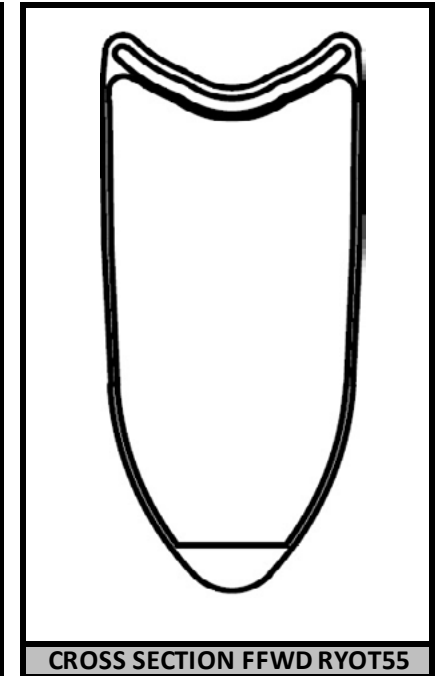
ULTIMATE SPEED WEAPON

Rimtype	Full Carbon Tubular
ETRTO	700c
Rim Depth	55mm
Rim Internal Width	n.a.
Rim External Width	25mm
Min. Valve Length	70mm
Min. Tyre Size	25mm
Max. Tyre Size	42mm
Max. Tyre Pressure*	8,3Bar / 120PSI
Max. Rider Weight	120kg / 265lbs
Weight**	Front 685 gram Rear 795 gram Set 1470 gram
Aeroshape	Yes, TEAM TECH
Rimtape	n.a.

TEAM TECH

Spoke type	Front NDS DT Aerolite Front DS DT Aerolite Rear NDS DT Aerocomp Rear DS DT Aerocomp
Spoke style	Straightpull
Nipple type	DT Pro Lock Brass 15mm
Spoke Count	Front 24 / Rear 24
Spoke length (front)	NDS 266mm (16x) DS 264mm (8x)
Spoke length (rear)	NDS 266mm (8x) DS 264mm (16x)
Spoke Pattern	Front NDS 3 Cross Front DS 1 Cross Rear NDS 1 Cross Rear DS 3 Cross
Spoke Tension	Front NDS 1100N Rear DS 1100N
Color Options	WHITE

WIDE TUBULAR RIM



What's in the box:

- Wheelset
- Valve extensions
- High quality padded wheelbag

* Max. tires pressure is based on structural integrity of the rim. Always keep in mind the max. pressure of the tire.

** Weights are based on DT240 and may differ +/- 5% (due to handbuilding process of rims)

*** Interchangeable endcaps available for most common axle standards (5x100, 5x135 etc.)

FFWD RYOT⁵⁵ TEAM SPECSHEET

FFWD TWO/ONE

Disc Brake Compatible	Yes
Rim Brake Compatible	No
Innertube Compatible	No
Tubeless Compatible	No
Tubular Compatible	Yes
Hub Type	FFWD TWO/ONE
Campa Option	Yes
Shimano Option	Yes
XDR Option	Yes
Microspline Option	No
Axle Dimensions***	Front 12x100 / Rear 12x142
Disc Rotor Interface	Centerlock
Bearing Type	Cartridge; Steel
Bearing Usage	Front 2x 6902-2RS Rear DS 1x 6903-2RS Rear NDS 1x 6902-2RS Freehub 2x 6902-2RS

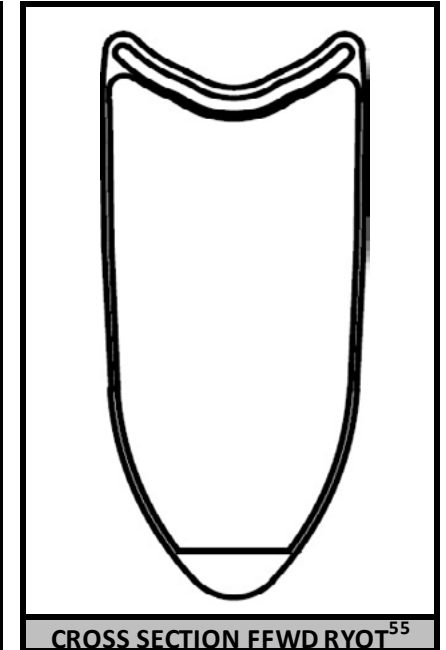
ULTIMATE SPEED WEAPON

Rimtype	Full Carbon Tubular
ETRTO	700c
Rim Depth	55mm
Rim Internal Width	n.a.
Rim External Width	25mm
Min. Valve Length	70mm
Min. Tyre Size	25mm
Max. Tyre Size	42mm
Max. Tyre Pressure*	8,3Bar / 120PSI
Max. Rider Weight	120kg / 265lbs
Weight**	Front 715 gram Rear 870 gram Set 1585 gram
Aeroshape	Yes, TEAM TECH
Rimtape	n.a.

TEAM TECH

Spoke type	Front NDS CX Ray Front DS CX Ray Rear NDS CX Sprint Rear DS CX Sprint
Spoke style	Straightpull
Nipple type	DT Pro Lock Brass 15mm
Spoke Count	Front 24 / Rear 24
Spoke length (front)	NDS 266mm (16x) DS 264mm (8x)
Spoke length (rear)	NDS 266mm (8x) DS 264mm (16x)
Spoke Pattern	Front NDS 3 Cross Front DS 1 Cross Rear NDS 1 Cross Rear DS 3 Cross
Spoke Tension	Front NDS 1100N Rear DS 1100N
Color Options	MBL/WHT

WIDE TUBULAR RIM



What's in the box:

- Wheelset
- Pre-installed tubeless tape
- Pair of alloy tubeless valves
- Tubeless installation instructions
- High quality padded wheelbag

* Max. tires pressure is based on structural integrity of the rim. Always keep in mind the max. pressure of the tire.

** Weights may differ +/- 5% (due to handbuilding process of rims)

*** Interchangeable endcaps available for most common axle standards (5x100, 5x135 etc.)

November 2020

FFWD RYOT44 SPEC SHEET

DT240 EXP 2:1

Disc Brake Compatible	Yes
Rim Brake Compatible	No
Innertube Compatible	Yes
Tubeless Compatible	Yes
Tubular Compatible	No
Hub Type	DT Swiss 240 EXP (2:1)
Campa Option	Yes
Shimano Option	Yes
XDR Option	Yes
Microspline Option	No
Axle Dimensions***	Front 12x100 / Rear 12x142
Disc Rotor Interface	Centerlock
Bearing Type	Cartridge; Stainless steel
Bearing Usage	Front 2x 26157-2RS Rear DS 1x 26157-2RS Rear NDS 1x 26157-2RS Freehub 2x 6802-2RS

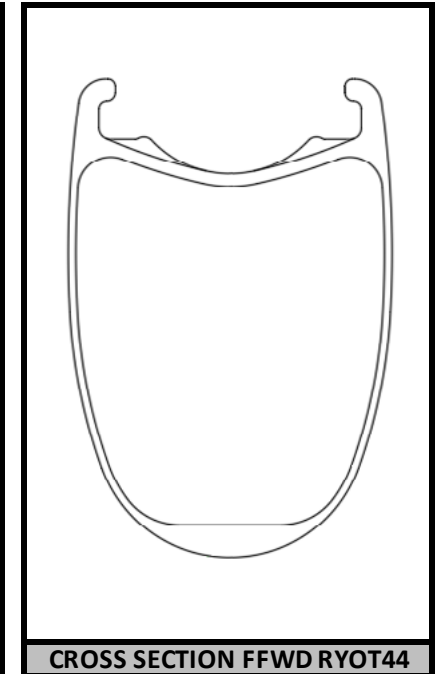
ULTIMATE ALLROUND

Rimtype	Full Carbon Clincher
ETRTO	21 - 622
Rim Depth	44mm
Rim Internal Width	21mm
Rim External Width	30mm
Min. Valve Length	60mm
Min. Tyre Size	23mm
Max. Tyre Size	42mm
Max. Tyre Pressure*	8,3Bar / 120PSI
Max. Rider Weight	120kg / 265lbs
Weight**	Front 695 gram Rear 825 gram Set 1520 gram
Aeroshape	Yes, LAW TECH
Rimtape	Tubeless tape; 27mm

LAW TECH AERO PROFILE

Spoke type	Front NDS DT Aerolite Front DS DT Aerolite Rear NDS DT Aerocomp Rear DS DT Aerocomp
Spoke style	Straightpull
Nipple type	DT Pro Lock Brass 15mm
Spoke Count	Front 24 / Rear 24
Spoke length (front)	NDS 278mm (16x) DS 276mm (8x)
Spoke length (rear)	NDS 278mm (8x) DS 276mm (16x)
Spoke Pattern	Front NDS 3 Cross Front DS 1 Cross Rear NDS 1 Cross Rear DS 3 Cross
Spoke Tension	Front NDS 1100N Rear DS 1100N
Color Options	BLACK

TUBELESS READY



What's in the box:

- Wheelset
- Pre-installed tubeless tape
- Pair of alloy tubeless valves
- Tubeless installation instructions
- High quality padded wheelbag

* Max. tires pressure is based on structural integrity of the rim. Always keep in mind the max. pressure of the tire.

** Weights are based on DT240 and may differ +/- 5% (due to handbuilding process of rims)

*** Interchangeable endcaps available for most common axle standards (5x100, 5x135 etc.)

FFWD RYOT44 SPECSHEET

FFWD TWO/ONE RATCHET

Disc Brake Compatible	Yes
Rim Brake Compatible	No
Innertube Compatible	Yes
Tubeless Compatible	Yes
Tubular Compatible	No
Hub Type	FFWD TWO/ONE
Campa Option	Yes
Shimano Option	Yes
XDR Option	Yes
Microspline Option	No
Axle Dimensions***	Front 12x100 / Rear 12x142
Disc Rotor Interface	Centerlock
Bearing Type	Cartridge; Steel
Bearing Usage	Front 2x 6902-2RS Rear DS 1x 6903-2RS Rear NDS 1x 6902-2RS Freehub 2x 6902-2RS

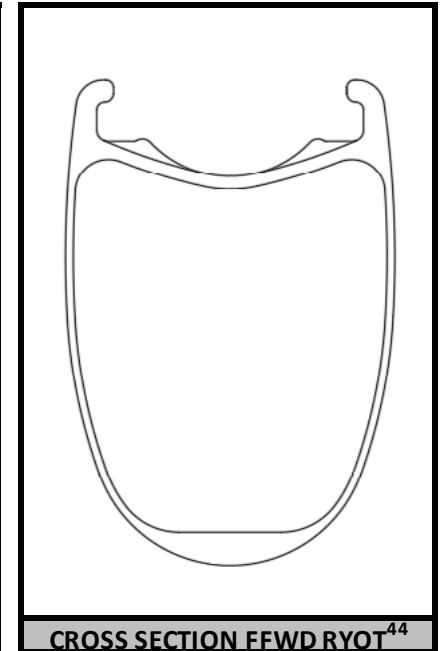
ULTIMATE ALLROUND

Rimtype	Full Carbon Clincher
ETRTO	21 - 622
Rim Depth	44mm
Rim Internal Width	21mm
Rim External Width	30mm
Min. Valve Length	60mm
Min. Tyre Size	23mm
Max. Tyre Size	42mm
Max. Tyre Pressure*	8,3Bar / 120PSI
Max. Rider Weight	120kg / 265lbs
Weight**	Front 725 gram Rear 885 gram Set 1610 gram
Aeroshape	Yes, LAW TECH
Rimtape	Tubeless tape; 27mm

LAW TECH AERO PROFILE

Spoke type	Front NDS DT Aerolite Front DS DT Aerolite Rear NDS DT Aerocomp Rear DS DT Aerocomp
Spoke style	Straightpull
Nipple type	DT Pro Lock Brass 15mm
Spoke Count	Front 24 / Rear 24
Spoke length (front)	NDS 278mm (16x) DS 274mm (8x)
Spoke length (rear)	NDS 274mm (8x) DS 278mm (16x)
Spoke Pattern	Front NDS 3 Cross Front DS 1 Cross Rear NDS 1 Cross Rear DS 3 Cross
Spoke Tension	Front NDS 1100N Rear DS 1100N
Color Options	MBL/GRY

TUBELESS READY



What's in the box:

- Wheelset
- Pre-installed tubeless tape
- Pair of alloy tubeless valves
- Tubeless installation instructions
- High quality padded wheelbag

* Max. tires pressure is based on structural integrity of the rim. Always keep in mind the max. pressure of the tire.

** Weights may differ +/- 5% (due to handbuilding process of rims)

*** Interchangeable endcaps available for most common axle standards (5x100, 5x135 etc.)

FFWD RYOT44 TEAM TECH SPEC SHEET

DT240 EXP 2:1

PRO TOUR PROVEN

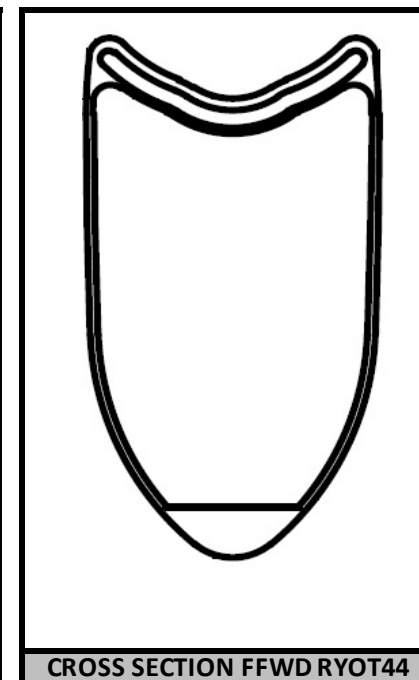
TEAM TECH

WIDE TUBULAR RIM

Disc Brake Compatible	Yes
Rim Brake Compatible	No
Innertube Compatible	No
Tubeless Compatible	No
Tubular Compatible	Yes
Hub Type	DT Swiss 240 EXP (2:1)
Campa Option	Yes
Shimano Option	Yes
XDR Option	Yes
Microspline Option	No
Axle Dimensions***	Front 12x100 / Rear 12x142
Disc Rotor Interface	Centerlock
Bearing Type	Cartridge; Stainless steel
Bearing Usage	Front 2x 26157-2RS Rear DS 1x 26157-2RS Rear NDS 1x 26157-2RS Freehub 2x 6802-2RS

Rimtype	Full Carbon Tubular
ETRTO	700c
Rim Depth	44mm
Rim Internal Width	n.a.
Rim External Width	25mm
Min. Valve Length	60mm
Min. Tyre Size	23mm
Max. Tyre Size	42mm
Max. Tyre Pressure*	8,3Bar / 120PSI
Max. Rider Weight	120kg / 265lbs
Weight**	Front 645 gram Rear 775 gram Set 1420 gram
Aeroshape	Yes, TEAM TECH
Rimtape	n.a.

Spoke type	Front NDS DT Aerolite Front DS DT Aerolite Rear NDS DT Aerocomp Rear DS DT Aerocomp
Spoke style	Straightpull
Nipple type	DT Pro Lock Brass 15mm
Spoke Count	Front 24 / Rear 24
Spoke length (front)	NDS 278mm (16x) DS 276mm (8x)
Spoke length (rear)	NDS 278mm (8x) DS 276mm (16x)
Spoke Pattern	Front NDS 3 Cross Front DS 1 Cross Rear NDS 1 Cross Rear DS 3 Cross
Spoke Tension	Front NDS 1100N Rear DS 1100N
Color Options	WHITE



- What's in the box:**
- Wheelset
 - Valve extensions
 - High quality padded wheelbag

* Max. tires pressure is based on structural integrity of the rim. Always keep in mind the max. pressure of the tire.

** Weights are based on DT240 and may differ +/- 5% (due to handbuilding process of rims)

*** Interchangeable endcaps available for most common axle standards (5x100, 5x135 etc.)

FFWD RYOT⁴⁴ TEAM SPECSHEET

DT240 EXP 2:1

PRO TOUR PROVEN

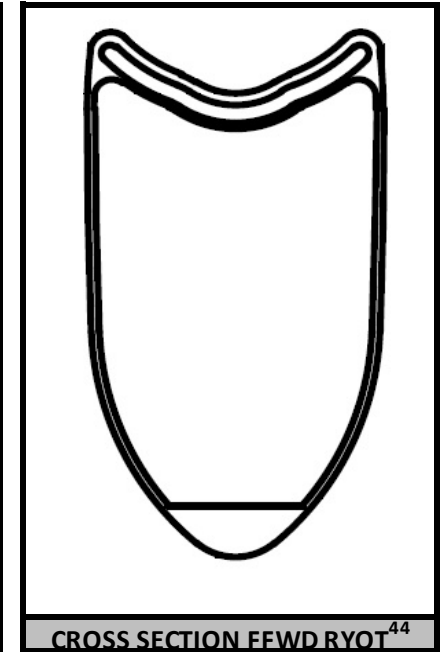
TEAM TECH

WIDE TUBULAR RIM

Disc Brake Compatible	Yes
Rim Brake Compatible	No
Innertube Compatible	No
Tubeless Compatible	No
Tubular Compatible	Yes
Hub Type	FFWD TWO/ONE
Campa Option	Yes
Shimano Option	Yes
XDR Option	Yes
Microspline Option	No
Axle Dimensions***	Front 12x100 / Rear 12x142
Disc Rotor Interface	Centerlock
Bearing Type	Cartridge; Steel
Bearing Usage	Front 2x 6902-2RS Rear DS 1x 6903-2RS Rear NDS 1x 6902-2RS Freehub 2x 6902-2RS

Rimtype	Full Carbon Tubular
ETRTO	700c
Rim Depth	44mm
Rim Internal Width	n.a.
Rim External Width	25mm
Min. Valve Length	60mm
Min. Tyre Size	23mm
Max. Tyre Size	42mm
Max. Tyre Pressure*	8,3Bar / 120PSI
Max. Rider Weight	120kg / 265lbs
Weight**	Front 675 gram Rear 860 gram Set 1535 gram
Aeroshape	Yes, TEAM TECH
Rimtape	n.a.

Spoke type	Front NDS CX Ray Front DS CX Ray Rear NDS CX Sprint Rear DS CX Sprint
Spoke style	Straightpull
Nipple type	DT Pro Lock Brass 15mm
Spoke Count	Front 24 / Rear 24
Spoke length (front)	NDS 278mm (16x) DS 276mm (8x)
Spoke length (rear)	NDS 278mm (8x) DS 276mm (16x)
Spoke Pattern	Front NDS 3 Cross Front DS 1 Cross Rear NDS 1 Cross Rear DS 3 Cross
Spoke Tension	Front NDS 1100N Rear DS 1100N
Color Options	MBL/WHT



What's in the box:

- Wheelset
- Pre-installed tubeless tape
- Pair of alloy tubeless valves
- Tubeless installation instructions
- High quality padded wheelbag

* Max. tires pressure is based on structural integrity of the rim. Always keep in mind the max. pressure of the tire.

** Weights may differ +/- 5% (due to handbuilding process of rims)

*** Interchangeable endcaps available for most common axle standards (5x100, 5x135 etc.)

FFWD RYOT33 SPEC SHEET

DT240 EXP 2:1

Disc Brake Compatible	Yes
Rim Brake Compatible	No
Innertube Compatible	Yes
Tubeless Compatible	Yes
Tubular Compatible	No
Hub Type	DT Swiss 240 EXP (2:1)
Campa Option	Yes
Shimano Option	Yes
XDR Option	Yes
Microspine Option	No
Axle Dimensions***	Front 12x100 / Rear 12x142
Disc Rotor Interface	Centerlock
Bearing Type	Cartridge; Stainless steel
Bearing Usage	Front 2x 26157-2RS Rear DS 1x 26157-2RS Rear NDS 1x 26157-2RS Freehub 2x 6802-2RS

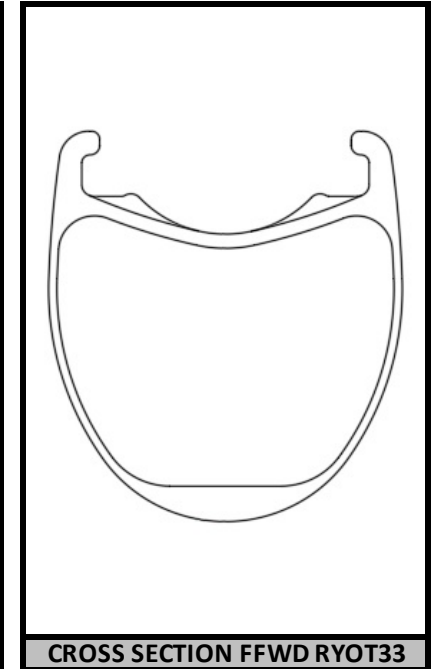
LIGHTWEIGHT VERSATILITY

Rimtype	Full Carbon Clincher
ETRTO	21 - 622
Rim Depth	33mm
Rim Internal Width	21mm
Rim External Width	30mm
Min. Valve Length	50mm
Min. Tyre Size	23mm
Max. Tyre Size	42mm
Max. Tyre Pressure*	8,3Bar / 120PSI
Max. Rider Weight	120kg / 265lbs
Weight**	Front 670 gram Rear 795 gram Set 1465 gram
Aeroshape	Yes, LAW TECH
Rimtape	Tubeless tape; 27mm

LAW TECH AERO PROFILE

Spoke type	Front NDS DT Aerolite Front DS DT Aerolite Rear NDS DT Aerocomp Rear DS DT Aerocomp
Spoke style	Straightpull
Nipple type	DT Pro Lock Brass 15mm
Spoke Count	Front 24 / Rear 24
Spoke length (front)	NDS 288mm (16x) DS 286mm (8x)
Spoke length (rear)	NDS 288mm (8x) DS 286mm (16x)
Spoke Pattern	Front NDS 3 Cross Front DS 1 Cross Rear NDS 1 Cross Rear DS 3 Cross
Spoke Tension	Front NDS 1100N Rear DS 1100N
Color Options	BLACK

TUBELESS READY



What's in the box:

- Wheelset
- Pre-installed tubeless tape
- Pair of alloy tubeless valves
- Tubeless installation instructions
- High quality padded wheelbag

* Max. tires pressure is based on structural integrity of the rim. Always keep in mind the max. pressure of the tire.

** Weights are based on DT240 and may differ +/- 5% (due to handbuilding process of rims)

*** Interchangeable endcaps available for most common axle standards (5x100, 5x135 etc.)

FFWD RYOT33 SPECSHEET

FFWD TWO/ONE RATCHET

Disc Brake Compatible	Yes
Rim Brake Compatible	No
Innertube Compatible	Yes
Tubeless Compatible	Yes
Tubular Compatible	No
Hub Type	FFWD TWO/ONE
Campa Option	Yes
Shimano Option	Yes
XDR Option	Yes
Microspline Option	No
Axle Dimensions***	Front 12x100 / Rear 12x142
Disc Rotor Interface	Centerlock
Bearing Type	Cartridge; Steel
Bearing Usage	Front: 2x 6902-2RS Rear DS: 1x 6903-2RS Rear NDS: 1x 6902-2RS Freehub: 2x 6902-2RS

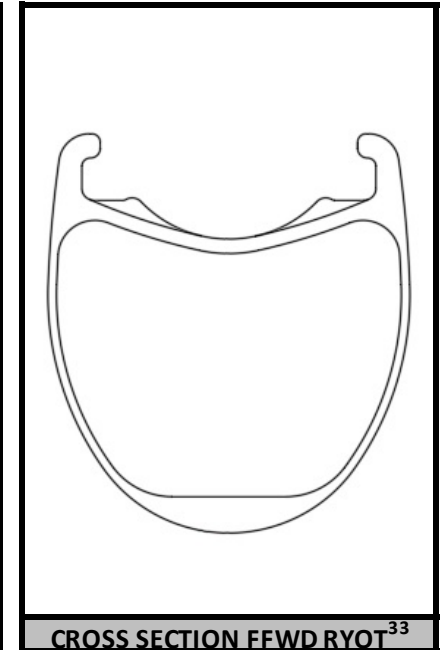
LIGHTWEIGHT VERSATILITY

Rimtype	Full Carbon Clincher
ETRTO	21 - 622
Rim Depth	33mm
Rim Internal Width	21mm
Rim External Width	30mm
Min. Valve Length	50mm
Min. Tyre Size	23mm
Max. Tyre Size	42mm
Max. Tyre Pressure*	8,3Bar / 120PSI
Max. Rider Weight	120kg / 265lbs
Weight**	Front 700 gram Rear 860 gram Set 1560 gram
Aeroshape	Yes, LAW TECH
Rimtape	Tubeless tape; 27mm

LAW TECH AERO PROFILE

Spoke type	Front NDS DT Aerolite Front DS DT Aerolite Rear NDS DT Aerocomp Rear DS DT Aerocomp
Spoke style	Straightpull
Nipple type	DT Pro Lock Brass 15mm
Spoke Count	Front 24 / Rear 24
Spoke length (front)	NDS 288mm (16x) DS 284mm (8x)
Spoke length (rear)	NDS 284mm (8x) DS 288mm (16x)
Spoke Pattern	Front NDS 3 Cross Front DS 1 Cross Rear NDS 1 Cross Rear DS 3 Cross
Spoke Tension	Front NDS 1100N Rear DS 1100N
Color Options	MBL/GRY

TUBELESS READY



What's in the box:

- Wheelset
- Pre-installed tubeless tape
- Pair of alloy tubeless valves
- Tubeless installation instructions
- High quality padded wheelbag

* Max. tires pressure is based on structural integrity of the rim. Always keep in mind the max. pressure of the tire.

** Weights may differ +/- 5% (due to handbuilding process of rims)

*** Interchangeable endcaps available for most common axle standards (5x100, 5x135 etc.)

FFWD TYRO DB SPEC SHEET

TUBELESS READY

Disc Brake Compatible	Yes
Rim Brake Compatible	No
Innertube Compatible	Yes
Tubeless Compatible	Yes
Tubular Compatible	No
Hub Type	FFWD RATCHET DISC BRAKE
Campa Option	Yes
Shimano Option	Yes
XDR Option	Yes
Microspline Option	No
Axle Dimensions***	Front 12x100 / Rear 12x142
Disc Rotor Interface	Centerlock
Bearing Type	Cartridge; Steel
Bearing Usage	Front 2x 6902-2RS Rear DS 1x 17287-2RS Rear NDS 1x 15267-2RS Freehub 2x 6902-2RS

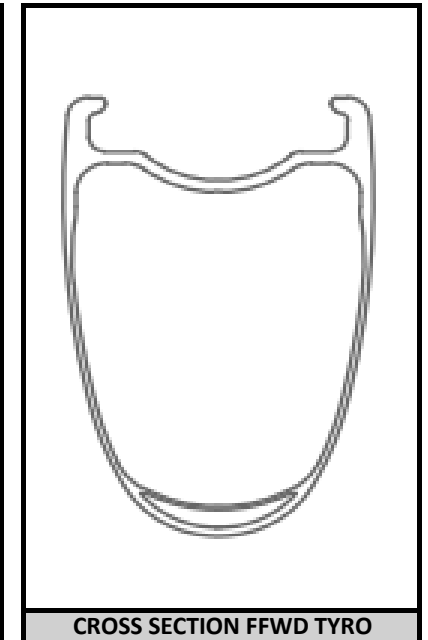
GRAVEL COMPATIBLE

Rimtype	Full Carbon Clincher
ETRTO	21 - 622
Rim Depth	45mm
Rim Internal Width	21mm
Rim External Width	29mm
Min. Valve Length	60mm
Min. Tyre Size	23mm
Max. Tyre Size	44mm
Max. Tyre Pressure*	8,3Bar / 120PSI
Max. Rider Weight	120kg / 265lbs
Weight**	Front 730 gram Rear 945 gram Set 1675 gram
Aeroshape	Yes
Rimtape	Tubeless tape; 27mm

WIDE RIM DESIGN

Spoke type	Front NDS Sapim Sprint Front DS Sapim Sprint Rear NDS Sapim Sprint Rear DS Sapim Sprint
Spoke style	Straightpull
Nipple type	DT Pro Lock Brass 15mm
Spoke Count	Front 24 / Rear 24
Spoke length (front)	NDS 272mm (12x) DS 274mm (12x)
Spoke length (rear)	NDS 276mm (12x) DS 274mm (12x)
Spoke Pattern	Front NDS Radial Front DS Radial Rear NDS 2 Cross Rear DS 2 Cross
Spoke Tension	Front NDS 1100N Rear DS 1100N
Color Options	BLACK

VALUE FOR MONEY



What's in the box:
→ Wheelset
→ Pre-installed tubeless tape
→ Pair of alloy tubeless valves
→ Tubeless installation instructions

* Max. tires pressure is based on structural integrity of the rim. Always keep in mind the max. pressure of the tire.

** Weights may differ +/- 5% (due to handbuilding process of rims)

*** Interchangeable endcaps available for most common axle standards (5x100, 5x135 etc.)

FFWD TYRO RB SPEC SHEET

TUBELESS READY

IMPROVED BRAKING SURFACE

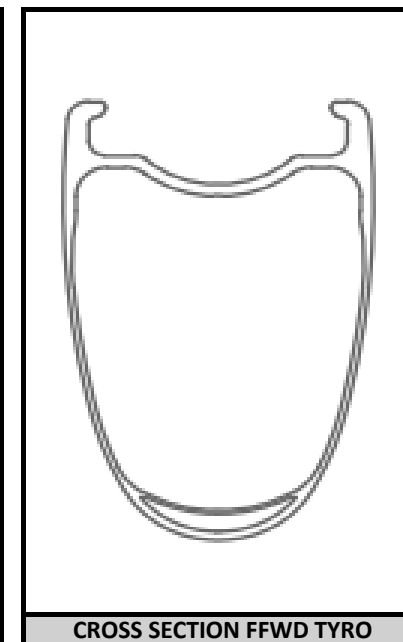
WIDE RIM DESIGN

VALUE FOR MONEY

Disc Brake Compatible	No
Rim Brake Compatible	Yes
Innertube Compatible	Yes
Tubeless Compatible	Yes
Tubular Compatible	No
Hub Type	FFWD RATCHET RIM BRAKE
Campa Option	Yes
Shimano Option	Yes
XDR Option	Yes
Microspline Option	No
Axle Dimensions	Front 5x100 / Rear 5x130
Disc Rotor Interface	n.a.
Bearing Type	Cartridge; Steel
Bearing Usage	Front 2x 699-2RS Rear DS 1x 17287-2RS Rear NDS 1x 6802-2RS Freehub 2x 6902-2RS

Rimtype	Full Carbon Clincher
ETRTO	21 - 622
Rim Depth	45mm
Rim Internal Width	21mm
Rim External Width	29mm
Min. Valve Length	60mm
Min. Tyre Size	23mm
Max. Tyre Size	44mm
Max. Tyre Pressure*	8,3Bar / 120PSI
Max. Rider Weight	100kg / 220lbs
Weight**	Front 700 gram Rear 940 gram Set 1640 gram
Aeroshape	Yes
Rimtape	Tubeless tape; 27mm

Spoke type	Front NDS Sapim Sprint Front DS Sapim Sprint Rear NDS Sapim Sprint Rear DS Sapim Sprint
Spoke style	Straightpull
Nipple type	DT Pro Lock Brass 15mm
Spoke Count	Front 20 / Rear 24
Spoke length (front)	NDS 266mm (10x) DS 266mm (10x)
Spoke length (rear)	NDS 276mm (12x) DS 274mm (12x)
Spoke Pattern	Front NDS Radial Front DS Radial Rear NDS 2 Cross Rear DS 2 Cross
Spoke Tension	Front 1000N Rear DS 1100N
Color Options	BLACK



- What's in the box:**
- Wheelset
 - Pre-installed tubeless tape
 - Pair of alloy tubeless valves
 - Tubeless installation instructions
 - Quick release set 'FFWD'
 - Carbon specific brakepads (4pcs.)

* Max. tires pressure is based on structural integrity of the rim. Always keep in mind the max. pressure of the tire.

** Weights may differ +/- 5% (due to handbuilding process of rims)

FFWD TYRO TUBULAR SPEC SHEET

TUBULAR

Disc Brake Compatible	No
Rim Brake Compatible	Yes
Innertube Compatible	No
Tubeless Compatible	No
Tubular Compatible	Yes
Hub Type	FFWD RATCHET RIM BRAKE
Campa Option	Yes
Shimano Option	Yes
XDR Option	Yes
Microspline Option	No
Axle Dimensions	Front 5x100 / Rear 5x130
Disc Rotor Interface	n.a.
Bearing Type	Cartridge; Steel
Bearing Usage	Front 2x 699-2RS Rear DS 1x 17287-2RS Rear NDS 1x 6802-2RS Freehub 2x 6902-2RS

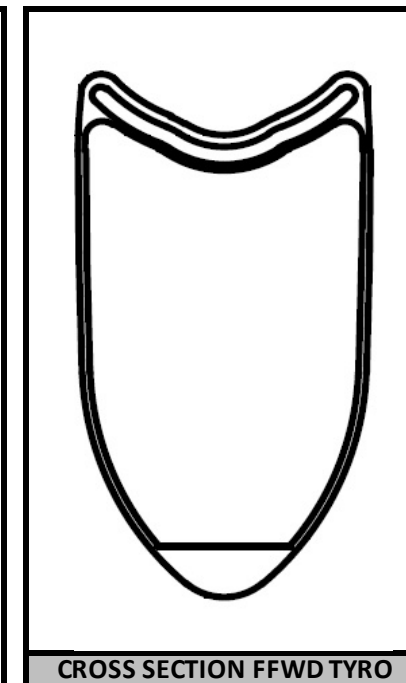
IMPROVED BRAKING SURFACE

Rimtype	Full Carbon Tubular
ETRTO	633
Rim Depth	45mm
Rim Internal Width	n.a.
Rim External Width	25mm
Min. Valve Length	60mm
Min. Tyre Size	23mm
Max. Tyre Size	33mm
Max. Tyre Pressure*	8,3Bar / 120PSI
Max. Rider Weight	100kg / 220lbs
Weight**	Front 650 gram Rear 860 gram Set 1510 gram
Aeroshape	Yes
Rimtape	n.a.

WIDE RIM DESIGN

Spoke type	Front NDS Sapim Sprint Front DS Sapim Sprint Rear NDS Sapim Sprint Rear DS Sapim Sprint
Spoke style	Straightpull
Nipple type	DT Pro Lock Brass 15mm
Spoke Count	Front 20 / Rear 24
Spoke length (front)	NDS 266mm (10x) DS 266mm (10x)
Spoke length (rear)	NDS 276mm (12x) DS 274mm (12x)
Spoke Pattern	Front NDS Radial Front DS Radial Rear NDS 2 Cross Rear DS 2 Cross
Spoke Tension	Front 1000N Rear DS 1100N
Color Options	BLACK

VALUE FOR MONEY



What's in the box:

- Wheelset
- Valve extentions
- Quick release set 'FFWD'
- Carbon specific brakepads (4pcs.)

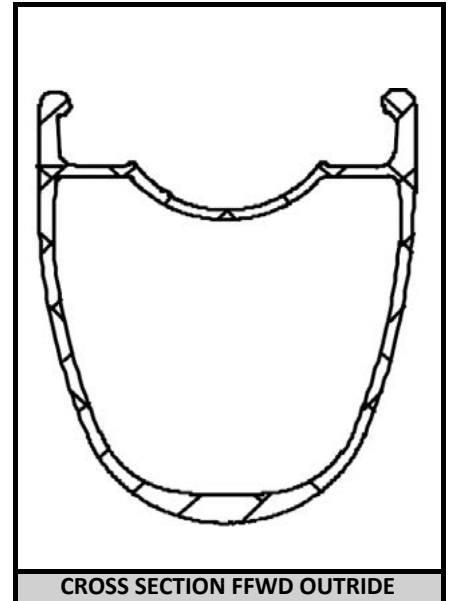
* Max. tires pressure is based on structural integrity of the rim. Always keep in mind the max. pressure of the tire.

** Weights may differ +/- 5% (due to handbuilding process of rims)

FFWD OUTRIDE SPECSHEET

Disc Brake Compatible	Yes	Rimtype	Full Alloy Clincher
Rim Brake Compatible	No	ETRTO	19 - 622
Innertube compatible	Yes	Rim Depth	30mm
Tubeless Compatible	Yes	Rim Internal Width	20mm
Tubular Compatible	No	Rim External Width	24mm
Hub Type	FFWD Ratchet Hub Disc	Min. Valve Length	50mm
XDR Option	Yes; S0030057000001	Min. Tyre Size	23mm
Campa Option	Yes; S0030057000002	Max. Tyre Size	40mm
Shimano Option	Yes; S0030057000003	Max. Tyre Pressure*	8,3Bar / 120PSI
Microspline Option	No	Max. Rider Weight	120kg / 265lbs
Axle Dimensions***	Front 12x100 / Rear 12x142	Weight**	Front: 780 gram Rear: 950 gram Set: 1730 gram
Disc Rotor Interface	Centerlock	Aeroshape	No
Bearing Type	Cartridge; Steel	Rimtape	Tubeless tape; 25mm
Bearing Usage	Front: 2x 6902-2RS Rear DS: 1x 17287-2RS Rear NDS: 1x 15267-2RS Freehub: 2x 15267-2RS		

Spoke type	Front NDS: DT Competition Front DS: DT Competition Rear NDS: DT Competition Rear DS: DT Competition
Spoke style	Straightpull
Nipple type	DT Pro Lock Brass 15mm
Spoke Count	Front 24 / Rear 24
Spoke length (front)	NDS: 286mm DS: 288mm
Spoke length (rear)	NDS: 290mm DS: 288mm
Spoke Tension	Front NDS: 1100N Rear DS: 1100N
Spoke Pattern	Front NDS: 2 Cross Front DS: 2 Cross Rear NDS: 2 Cross Rear DS: 2 Cross
Color Options	MBL



What's in the box:

- Wheelset
- Pre-installed tubeless tape
- Pair of alloy tubeless valves
- Tubeless installation instructions

* Max. tires pressure is based on structural integrity the rim. Always keep in mind the max. pressure of the tire.

** Weights may differ +/- 5%

*** Interchangeable endcaps available for most common axle standards (5x100, 5x135 etc.)

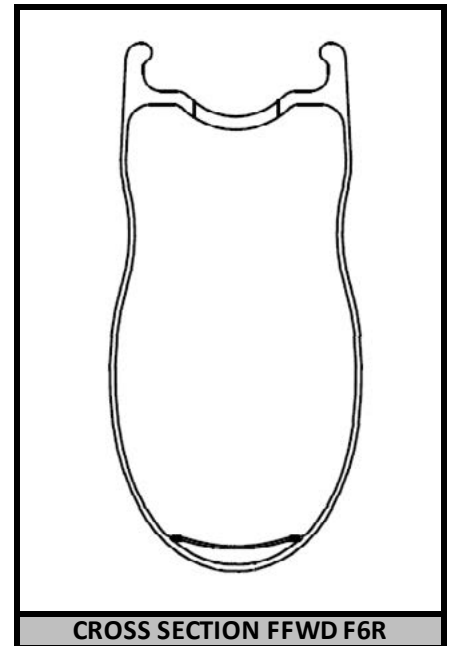
November 2021

FFWD F6R SPECSHEET [FFWD HUB]

Disc Brake Compatible	No
Rim Brake Compatible	Yes
Innertube Compatible	Yes
Tubeless Compatible	Yes
Tubular Compatible	No
Hub Type	FFWD RATCHET RIM BRAKE
Campa Option	Yes
Shimano Option	Yes
XDR Option	Yes
Microspline Option	No
Axle Dimensions	Front 5x100 / Rear 5x130
Disc Rotor Interface	n.a.
Bearing Type	Cartridge; Steel
Bearing Usage	Front 2x 699-2RS Rear DS 1x 17287-2RS Rear NDS 1x 6802-2RS Freehub 2x 6902-2RS

Rimtype	Full Carbon Clincher
ETRTO	19 - 622
Rim Depth	60mm
Rim Internal Width	19mm
Rim External Width	27mm
Min. Valve Length	60mm
Min. Tyre Size	23mm
Max. Tyre Size	40mm
Max. Tyre Pressure*	8,3Bar / 120PSI
Max. Rider Weight	120kg / 265lbs
Weight**	Front: 720 gram Rear: 950 gram Set: 1670 gram
Aeroshape	Yes, DARC™
Rimtape	Tubeless tape; 25mm

Spoke type	Front NDS: DT Aerolite Front DS: DT Aerolite Rear NDS: DT Aerolite Rear DS: DT Aerolite
Spoke style	Straightpull
Nipple type	DT Pro Lock Brass 15mm
Spoke Count	Front 20 / Rear 24
Spoke length (front)	NDS: 252mm (10x) DS: 252mm (10x)
Spoke length (rear)	NDS: 262mm (12x) DS: 260mm (12x)
Spoke Pattern	Front NDS: radial Front DS: radial Rear NDS: radial Rear DS: 3 Cross
Spoke Tension	Front NDS: 1100N Rear DS: 1100N
Color Options	MBL

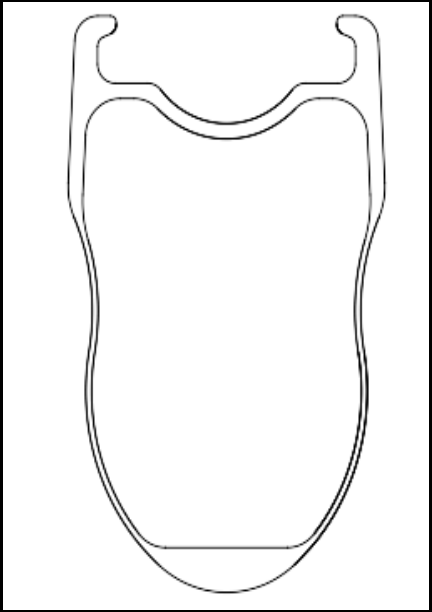


What's in the box:
→ Wheelset
→ Pre-installed tubeless tape
→ 2 pair of SwissStop brakepads
→ Pair of alloy tubeless valves
→ Tubeless installation instructions
→ High quality padded wheelbag

* Max. tires pressure is based on structural integrity the rim. Always keep in mind the max. pressure of the tire.

** Weights may differ +/- 5%

FFWD F4R SPECSHEET [FFWD HUB]

Disc Brake Compatible	No	Rimtype	Full Carbon Clincher	Spoke type	Front NDS: DT Aerolite Front DS: DT Aerolite Rear NDS: DT Aerolite Rear DS: DT Aerolite	 <p>CROSS SECTION FFWD F4R</p>
Rim Brake Compatible	Yes	ETRTO	19 - 622	Spoke style	Straightpull	
Innertube Compatible	Yes	Rim Depth	45mm	Nipple type	DT Pro Lock Brass 15mm	
Tubeless Compatible	Yes	Rim Internal Width	19mm	Spoke Count	Front 20 / Rear 24	
Tubular Compatible	No	Rim External Width	27mm	Spoke length (front)	NDS: 266mm (10x) DS: 266mm (10x)	
Hub Type	FFWD RATCHET RIM BRAKE	Min. Valve Length	60mm	Spoke length (rear)	NDS: 276mm (12x) DS: 274mm (12x)	
Campa Option	Yes	Min. Tyre Size	23mm	Spoke Pattern	Front NDS: radial Front DS: radial Rear NDS: 3 Cross Rear DS: 3 Cross	
Shimano Option	Yes	Max. Tyre Size	40mm	Spoke Tension	Front NDS: 1100N Rear DS: 1100N	
XDR Option	Yes	Max. Tyre Pressure*	8,3Bar / 120PSI	Color Options	MBL	
Microspline Option	No	Max. Rider Weight	120kg / 265lbs			
Axle Dimensions	Front 5x100 / Rear 5x130	Weight**	Front: 695 gram Rear: 920 gram Set: 1615 gram			
Disc Rotor Interface	n.a.	Aeroshape	Yes, DARC™			
Bearing Type	Cartridge; Steel	Rimtape	Tubeless tape; 25mm			
Bearing Usage	Front 2x 699-2RS Rear DS 1x 17287-2RS Rear NDS 1x 6802-2RS Freehub 2x 6902-2RS					

* Max. tires pressure is based on structural integrity the rim. Always keep in mind the max. pressure of the tire.

** Weights may differ +/- 5%

What's in the box:
→ Wheelset
→ Pre-installed tubeless tape
→ 2 pair of SwissStop brakepads
→ Pair of alloy tubeless valves
→ Tubeless installation instructions
→ High quality padded wheelbag

FFWD DRIFT SPECSHEET

GRAVEL SPECIFIC

TYRES UP TO 60MM

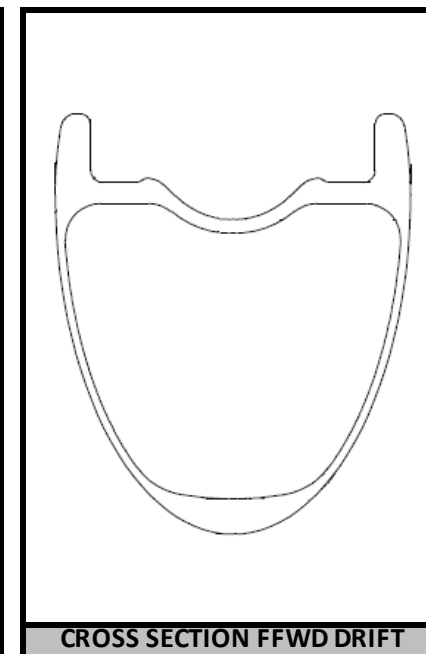
HOOKLESS RIM DESIGN

DT240 EXP 2:1

Disc Brake Compatible	Yes
Rim Brake Compatible	No
Innertube compatible	Yes
Tubeless Compatible	Yes
Tubular Compatible	No
Hub Type	DT Swiss 240 EXP (2:1)
Campa Option	Yes
Shimano Option	Yes
XDR Option	Yes
Microspline Option	No
Axle Dimensions***	Front 12x100 / Rear 12x142
Disc Rotor Interface	Centerlock
Bearing Type	Cartridge; Stainless steel
Bearing Usage	Front 2x 26157-2RS Rear DS 1x 26157-2RS Rear NDS 1x 26157-2RS Freehub 2x 6802-2RS

Rimtype	Full Carbon Clincher
ETRTO	24 - 622
Rim Depth	36mm
Rim Internal Width	24mm
Rim External Width	30mm
Min. Valve Lenght	50mm
Min. Tyre Size	30mm
Max. Tyre Size	60mm
Max. Tyre Pressure*	5Bar / 72PSI
Max. Rider Weight	120kg / 265lbs
Weight**	Front 710 gram Rear 805 gram Set 1515 gram
Aeroshape	No
Rimtape	Tubeless tape; 27mm

Spoke type	Front NDS DT AeroComp Front DS DT AeroComp Rear NDS DT AeroComp Rear DS DT AeroComp
Spoke style	Straightpull
Nipple type	DT Pro Lock Brass 15mm
Spoke Count	Front 24 / Rear 24
Spoke lenght (front)	NDS 286mm (16x) DS 284mm (8x)
Spoke lenght (rear)	NDS 286mm (8x) DS 284mm (16x)
Spoke Pattern	Front NDS 3 Cross Front DS 1 Cross Rear NDS 3 Cross Rear DS 1 Cross
Spoke Tension	Front NDS 1100N Rear DS 1100N
Color Options	MBL/WHT



What's in the box:

- Wheelset
- Pre-installed tubeless tape
- Pair of alloy tubeless valves
- Tubeless installation instructions
- High quality padded wheelbag

* Max. tires pressure is based on structural integrity of the rim. Always keep in mind the max. pressure of the tire.

** Weights may differ +/- 5% (due to handbuilding process of rims)

*** Interchangeable endcaps available for most common axle standards (5x100, 5x135 etc.)

FFWD DRIFT SPECSHEET

GRAVEL SPECIFIC

TYRES UP TO 60MM

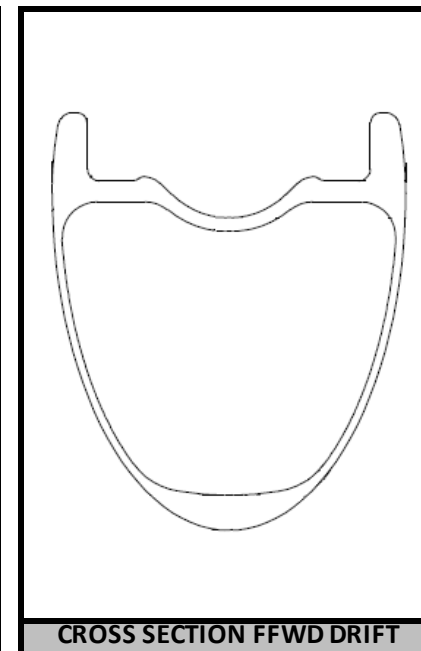
HOOKLESS RIM DESIGN

FFWD TWO/ONE RATCHET

Disc Brake Compatible	Yes
Rim Brake Compatible	No
Innertube compatible	Yes
Tubeless Compatible	Yes
Tubular Compatible	No
Hub Type	FFWD TWO/ONE
Campa Option	Yes
Shimano Option	Yes
XDR Option	Yes
Microspline Option	No
Axle Dimensions***	Front 12x100 / Rear 12x142
Disc Rotor Interface	Centerlock
Bearing Type	Cartridge; Steel
Bearing Usage	Front 2x 6902-2RS Rear DS 1x 6903-2RS Rear NDS 1x 6902-2RS Freehub 2x 6902-2RS

Rimtype	Full Carbon Clincher
ETRTO	24 - 622
Rim Depth	36mm
Rim Internal Width	24mm
Rim External Width	30mm
Min. Valve Length	50mm
Min. Tyre Size	30mm
Max. Tyre Size	60mm
Max. Tyre Pressure*	5Bar / 72PSI
Max. Rider Weight	120kg / 265lbs
Weight**	Front 740 gram Rear 880 gram Set 1620 gram
Aeroshape	No
Rimtape	Tubeless tape; 27mm

Spoke type	Front NDS DT AeroComp Front DS DT AeroComp Rear NDS DT AeroComp Rear DS DT AeroComp
Spoke style	Straightpull
Nipple type	DT Pro Lock Brass 15mm
Spoke Count	Front 24 / Rear 24
Spoke length (front)	NDS 286mm (16x) DS 282mm (8x)
Spoke length (rear)	NDS 282mm (8x) DS 286mm (16x)
Spoke Pattern	Front NDS 3 Cross Front DS 1 Cross Rear NDS 3 Cross Rear DS 1 Cross
Spoke Tension	Front NDS 1100N Rear DS 1100N
Color Options	MBL/WHT



What's in the box:

- Wheelset
- Pre-installed tubeless tape
- Pair of alloy tubeless valves
- Tubeless installation instructions
- High quality padded wheelbag

* Max. tires pressure is based on structural integrity of the rim. Always keep in mind the max. pressure of the tire.

** Weights may differ +/- 5% (due to handbuilding process of rims)

*** Interchangeable endcaps available for most common axle standards (5x100, 5x135 etc.)

FFWD OUTLAW 29 SPEC SHEET

TUBELESS READY

XC / AM USAGE

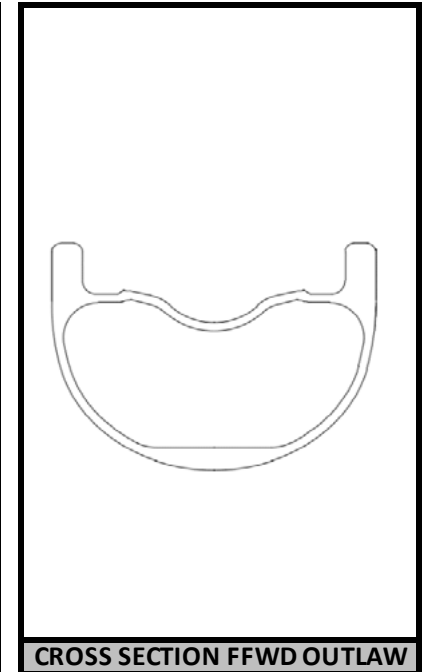
WIDE HOOKLESS BEAD

29"/ BOOST

Disc Brake Compatible	Yes
Innertube Compatible	Yes
Tubeless Compatible	Yes
Tubular Compatible	No
Hub Type	FFWD RATCHET BOOST
Shimano HG Option	Yes
XD Option	Yes
Microspline Option	Yes
Wheel size / hub spacing	29" / Boost
Axle Dimensions***	Front 15x110 Rear 12x148
Disc Rotor Interface	Centerlock
Bearing Type	Cartridge; Steel
Bearing Usage	Front DS 6902-2RS Front NDS 6902-2RS Rear DS 6903-2RS Rear NDS 6902-2RS

Rimtype	Full Carbon Clincher
Rimstyle	Hookless / wide bead
ETRTO	30 - 622 (29")
Rim Depth	26mm
Rim Internal Width	30mm
Rim External Width	37mm
Min. Valve Length	40mm
Min. Tyre Size	50mm
Max. Tyre Size	70mm
Max. Tyre Pressure*	3Bar / 44PSI
Max. Rider Weight	140kg / 265lbs
Weight**	Front 705 gram Rear 890 gram Set 1595 gram
Rimtape	Tubeless tape; 32mm

Spoke type	Front NDS Sapim CX Ray Front DS Sapim CX Ray Rear NDS Sapim CX Sprint Rear DS Sapim CX Sprint
Spoke style	Straightpull
Nipple type	DT Pro Lock Brass 15mm
Spoke Count	Front 28 / Rear 28
Spoke length (front)	NDS 298mm (14x) DS 300mm (14x)
Spoke length (rear)	NDS 300mm (14x) DS 298mm (14x)
Spoke Pattern	Front NDS 3 cross Front DS 3 cross Rear NDS 3 cross Rear DS 3 cross
Spoke Tension	Front NDS 1100N Rear DS 1100N
Color Options	BLACK



- What's in the box:**
- Wheelset
 - Pre-installed tubeless tape
 - Pair of alloy tubeless valves
 - Tubeless installation instructions

* Max. tires pressure is based on structural integrity of the rim. Always keep in mind the max. pressure of the tire.

** Weights may differ +/- 5% (due to handbuilding process of rims)

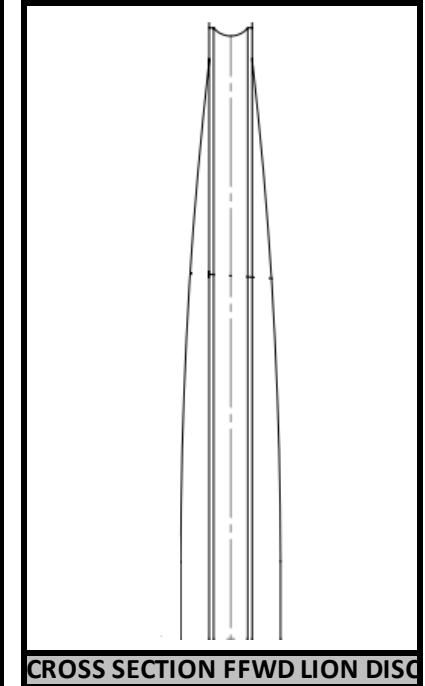
*** Interchangeable endcaps available for most common axle standards (12x110, 5x141 etc.)

FFWD DISC-T LION SPEC SHEET

Disc Brake Compatible	No
Rim Brake Compatible	No
Innertube Compatible	No
Tubeless Compatible	No
Tubular Compatible	Yes
Hub Type	FFWD TRACK
Campa Option	n.a.
Shimano Option	n.a.
XDR Option	n.a.
Microspline Option	n.a.
Axle Dimensions***	Front 9x100 / Rear 10x120
Disc Rotor Interface	n.a.
Bearing Type	Cartridge; Steel
Bearing Usage	Front 2x 6000-2RS Rear 2x 6000-2RS

Rimtype	Full Carbon Tubular
ETRTO	633
Rim Depth	Full Disc
Rim Internal Width	n.a.
Rim External Width	22,4
Min. Valve Length	50mm
Min. Tyre Size	20mm
Max. Tyre Size	25mm
Max. Tyre Pressure*	13Bar / 160PSI
Max. Rider Weight	120kg / 265lbs
Weight**	Front 925 gram Rear 975 gram Set 1900 gram
Aeroshape	Yes, track specific
Rimtape	n.a.

Spoke type	Front NDS n.a. Front DS n.a. Rear NDS n.a. Rear DS n.a.
Spoke style	n.a.
Nipple type	n.a.
Spoke Count	n.a.
Spoke length (front)	NDS n.a. DS n.a.
Spoke length (rear)	NDS n.a. DS n.a.
Spoke Pattern	Front NDS n.a. Front DS n.a. Rear NDS n.a. Rear DS n.a.
Spoke Tension	Front NDS n.a. Rear DS n.a.
Color Options	WHITE



What's in the box:

- Wheel(set)
- Sprocket lockring
- High quality padded wheelbag

* Max. tires pressure is based on structural integrity of the rim. Always keep in mind the max. pressure of the tire.

** Weight may differ +/- 5% (due to handbuilding process of rims)

FFWD RYOT77 TRACK SPEC SHEET

FFWD TRACK HUBS

ULTIMATE TRACK WEAPON


LAW TECH AERO PROFILE

TRACK SPECIFIC DESIGN

Disc Brake Compatible	No
Rim Brake Compatible	No
Innertube Compatible	No
Tubeless Compatible	No
Tubular Compatible	Yes
Hub Type	FFWD TRACK (black)
Campa Option	n.a.
Shimano Option	n.a.
XDR Option	n.a.
Microspline Option	n.a.
Axle Dimensions***	Front 9x100 / Rear 10x120
Disc Rotor Interface	n.a.
Bearing Type	Cartridge; Steel
Bearing Usage	Front 2x 6000-2RS Rear 2x 6000-2RS

Rimtype	Full Carbon Tubular
ETRTO	633
Rim Depth	77mm
Rim Internal Width	n.a.
Rim External Width	26mm
Min. Valve Length	90mm
Min. Tyre Size	21mm
Max. Tyre Size	26mm
Max. Tyre Pressure*	13Bar / 160PSI
Max. Rider Weight	120kg / 265lbs
Weight**	Front 895 gram Rear 995 gram Set 1890 gram
Aeroshape	Yes, LAW TECH
Rimtape	n.a.

Spoke type	Front NDS	Sapim CX Sprint
	Front DS	Sapim CX Sprint
	Rear NDS	Sapim CX Sprint
	Rear DS	Sapim CX Sprint
Spoke style	J-bend	
	DT Pro Lock Brass 15mm	
Nipple type	DT Pro Lock Brass 15mm	
	DT Pro Lock Brass 15mm	
Spoke Count	Front 20 / Rear 24	
	Front 20 / Rear 24	
Spoke length (front)	NDS	216mm (10x)
	DS	216mm (10x)
Spoke length (rear)	NDS	234mm (12x)
	DS	234mm (12x)
Spoke Pattern	Front NDS	Radial
	Front DS	Radial
Spoke Tension	Rear NDS	2 Cross
	Rear DS	2 Cross
Spoke Tension	Front NDS	1000N
	Rear DS	1100N
Color Options	WHITE	
	WHITE	



- What's in the box:**
- Wheelset
 - Sprocket lockring
 - Valve extenders (2pcs.)
 - High quality padded wheelbag

* Max. tires pressure is based on structural integrity of the rim. Always keep in mind the max. pressure of the tire.

** Weight may differ +/- 5% (due to handbuilding process of rims)

