

INHOPE 2012 | Facts, Figures and Trends

Five Infographics that put the fight against Online Child Sexual Abuse in perspective

Infographic 1: Map of the INHOPE network, Illegal Content and Volume Stats

This infographic shows the total of all reports recorded by INHOPE Member Hotlines at over 1,000,000. These reports include a vast spectrum of complaints such as terrorism, racism, pornography available to minors, peer to peer content, content posted to social media services, newsgroups and many more online channels. Most of the 43 Hotlines offer a variety of remits to the public based on national agreements. These range from child sexual abuse material, to racism, to terrorism to pornography publicly available to minors and more.

All INHOPE Members record the total number of reports they receive from the public irrespective of whether the content is illegal or not. The importance of this data is that it reveals the volume of complaints handled by Hotlines. To put this into context, if a video is reported to a Hotline, an Analyst must view its full duration before determining its legality. This is a very time consuming activity which does not always translate into a decision that the material is illegal.

Infographic 2: Reports and Victims

This infographic relates to the worst of the worst area, Child Sexual Abuse Material (CSAM). There are no grey areas here. Many people find it difficult to imagine pornographic images of children, and therefore do not understand what is meant by "child pornography". In many countries this is referred to as "Child Sexual Abuse Material" (CSAM) to reinforce that behind images of child pornography, there is sexual abuse of real children.

The data provided in this infographic is the result of considerable, substantiated quality assessments and fine judgments.

A worrying and developing trend is the increasing incidence of very young children including babies as victims.

Infographic 3: Hosting

This infographic is a comparison in hosting trends between North America and Europe. Hosting patterns change over time depending on the popularity of technological services provided within countries. Cloud services or file hosting sites also known as cyber lockers are a favourite way for consumers to store and share their pictures and videos with friends and families. Regrettably these services are sometimes exploited by criminals who randomly distribute links to child sexual abuse material. INHOPE Members are tackling this trend by working in partnership with legitimate hosting businesses to have the material removed as quickly as possible. The infographic also shows the geographical span of INHOPE Members with 92% of confirmed child sexual abuse material traced to services covered by the INHOPE network.

Infographic 4 : Commercial vs. non-commercial

Commercial refers to websites hosting or giving access to Child Sexual Abuse Material (CSAM) which require payment for further access. Non-Commercial refers to free access.

FYI, those charts are of significant importance to us, especially in the light of our work with the European Financial Coalition against Commercial Sexual Exploitation of Children Online (EFC). The EFC's mission is to take action on the payment and ICT systems that are used to run these illegal/ criminal operations.

Infographic 5: Notice and takedown

This is the process where illegal content is removed from the Internet. It clearly shows that the reported CSAM content is in the vast majority of cases removed within a week. The time spans may be longer in duration when dealing with foreign entities and because of time zone differences.

INHOPE is an active and collaborative network of Internet Hotlines responding to reports of illegal content on the web

INTERNATIONAL ASSOCIATION OF INTERNET HOTLINES

INHOPE

Overall volume of source reports by region for 2012

26 EU Member States and Bosnia and Herzegovina, Iceland, Turkey, Russia

424,035

40%

USA and Canada

444,707

42%

Rest of the world

191,016

18%

1,059,758



total reports processed

by **150** analysts worldwide



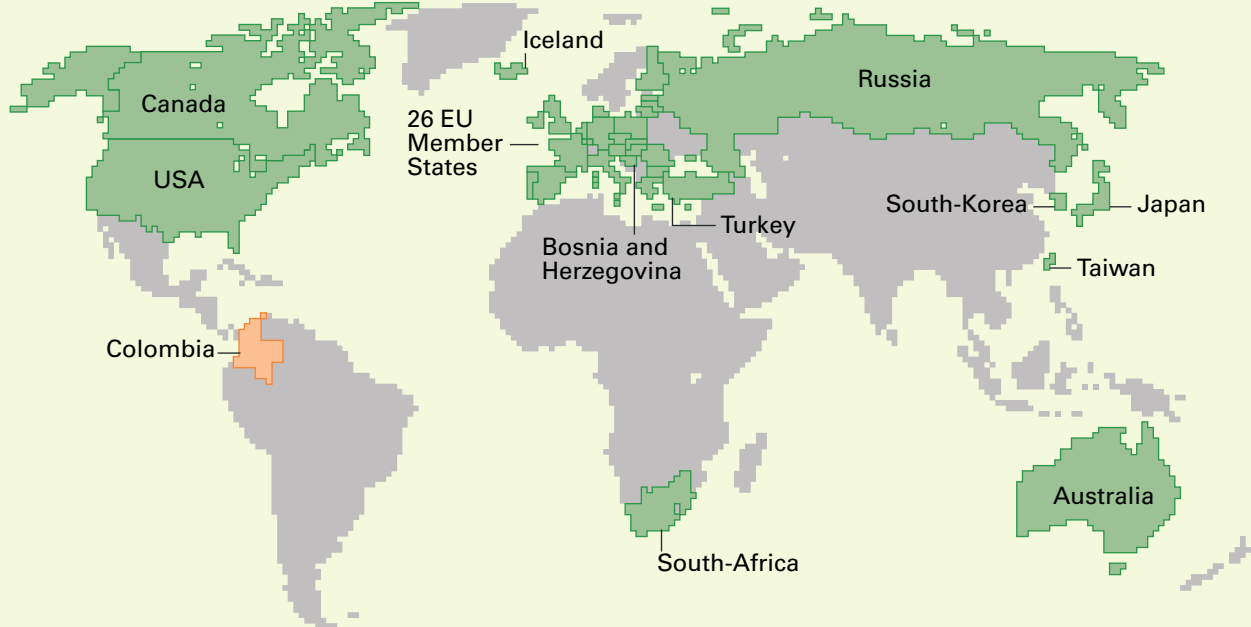
Serving **1.3 billion** internet users worldwide



Co-funded by the European Union

43 hotlines in 37 countries

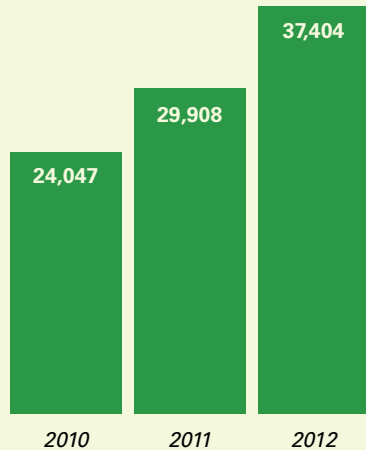
■ INHOPE member hotlines ■ INHOPE Foundation*



*The INHOPE Foundation is a charity constituted in 2010 to help develop new hotlines worldwide.

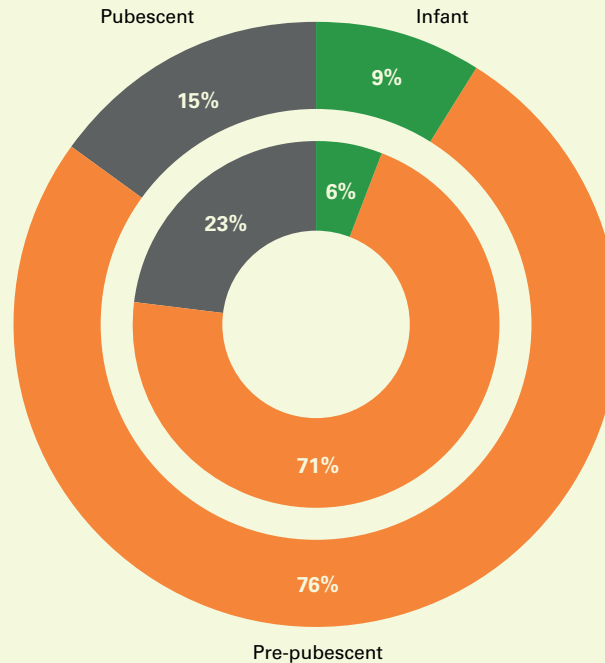
Reports and victims

Volume of CSAM* reports exchanged between hotlines




Age of victims

2011 (inner circle) compared to 2012 (outer circle)



Gender of victims 2012



*Child Sexual Abuse Material

At the heart of INHOPE's mission is the eradication of child sexual abuse material from the Internet. This infographic is intended to provide factual information to assist policy makers, academics, researchers, opinion formers and expert commentators to develop and deliver strategies consistent with our mission.



Hosting CSAM*

Hosting by region

Europe 55%

USA and Canada 38%

Asia 6%

Caribbean 1%

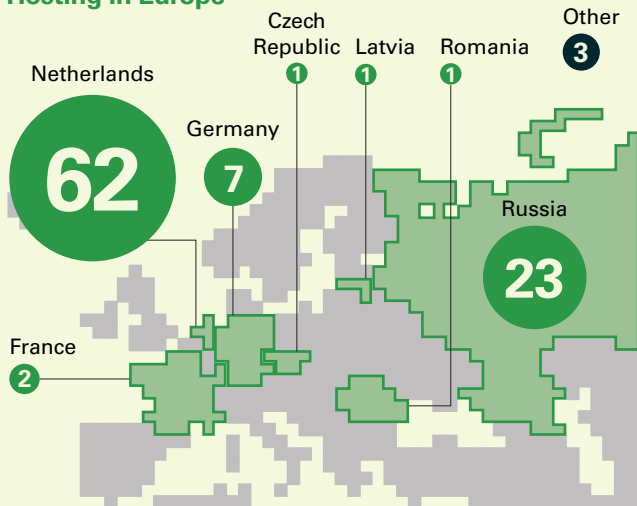
Hosting (overall)

INHOPE countries 92%

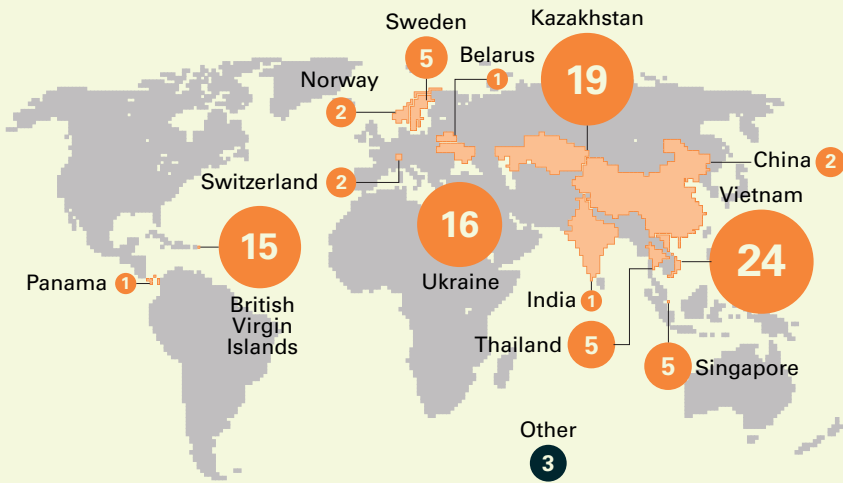
8%

Non-INHOPE countries

Hosting in Europe



Hosting in Non-INHOPE countries



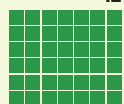
* Child Sexual Abuse Material



Co-funded by the European Union

42

Top 14 hosting companies worldwide (% , anonymised)



Netherlands



Canada



USA



USA



Russia



Netherlands



Russia



Russia



Netherlands



Germany



USA



USA



Russia



France



USA



Other

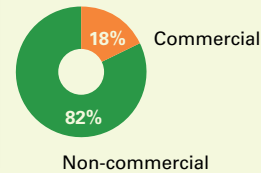
At the heart of INHOPE's mission is the eradication of child sexual abuse material from the Internet. This infographic is intended to provide factual information to assist policy makers, academics, researchers, opinion formers and expert commentators to develop and deliver strategies consistent with our mission.

Commercial vs. Non-Commercial Hosting*

By hosting country worldwide (%)

● Commercial
● Non-commercial

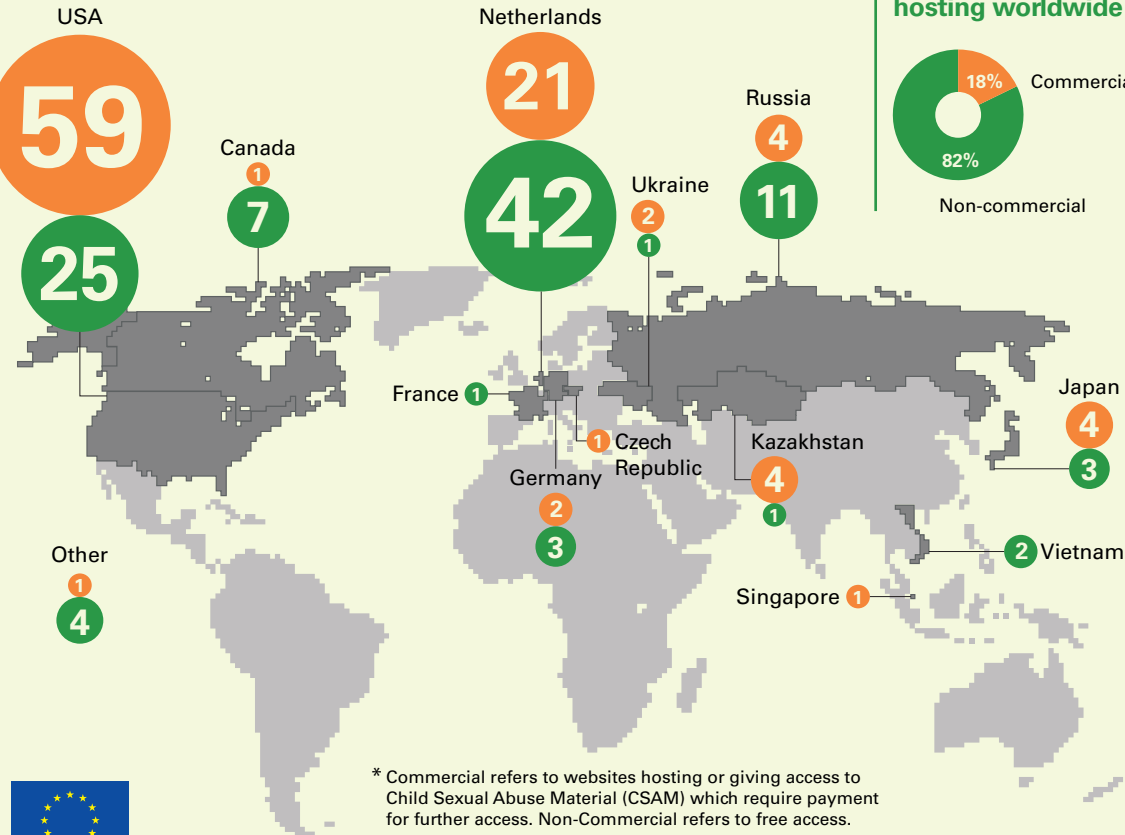
Commercial vs non-commercial hosting worldwide



Commercial hosting in Non-INHOPE countries (%)



Non-commercial hosting in Non-INHOPE countries (%)



* Commercial refers to websites hosting or giving access to Child Sexual Abuse Material (CSAM) which require payment for further access. Non-Commercial refers to free access.

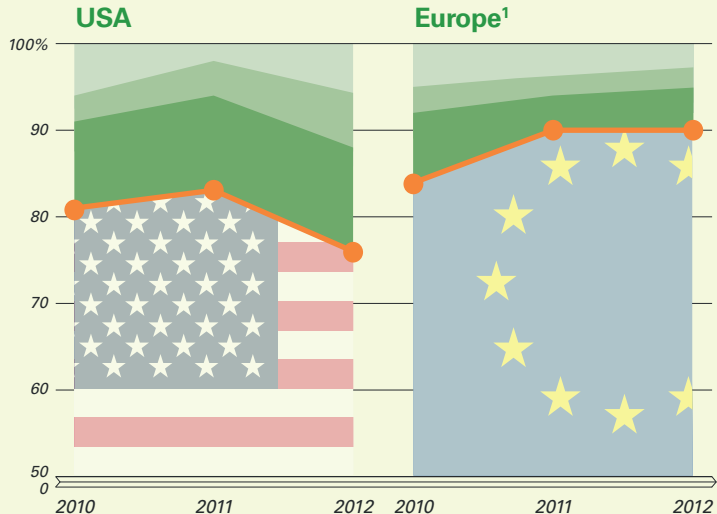


Notice and takedown

Europe¹ vs. the USA

Comparative takedown time²

● 1-3 days ■ 4-7 days ■ 8-11 days ■ 12+ days



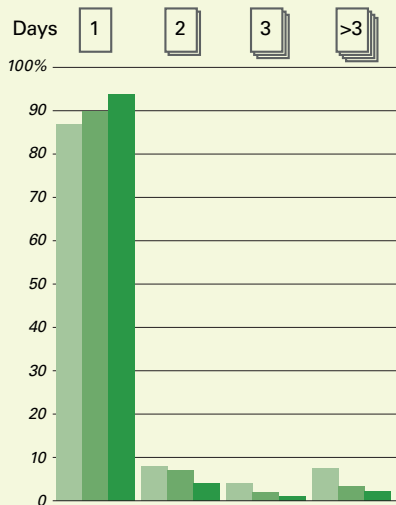
¹ All EU member states, minus Sweden, plus Bosnia and Herzegovina, Iceland, Russia and Turkey.

² Time between date of reporting to Content Service Provider (CSP) and removal date.

Focus on Europe

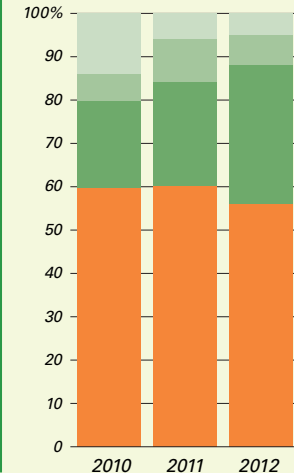
Hotline reports to law enforcement (days)

■ 2010 ■ 2011 ■ 2012



Time taken before CSAM* is removed from public access³

■ 1-3 days ■ 4-7 days ■ 8-11 days ■ 12+ days



³ Time between date of reporting and actual removal from public access

* Child Sexual Abuse Material

